

(No Model.)

H. FENN.
TICKET HOLDER.

No. 384,684.

Patented June 19, 1888.

Fig 1

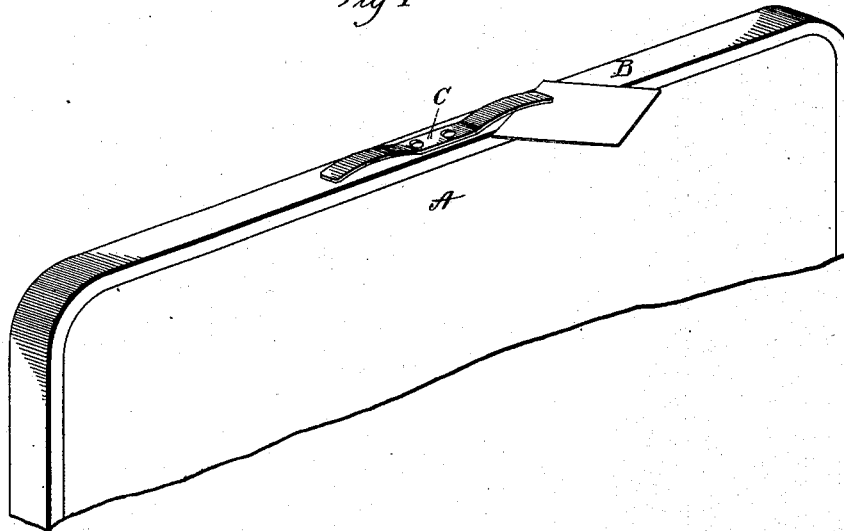


Fig 2

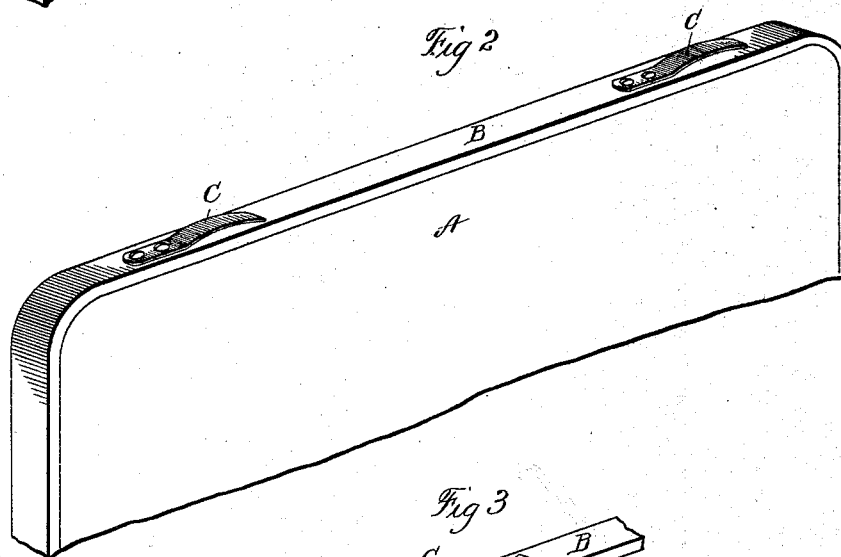
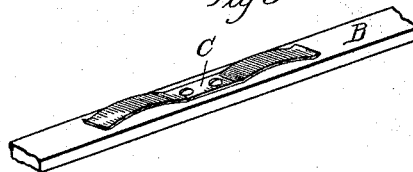


Fig 3



Witnesses,
S. Williamson,
E. S. Sumner,

Inventor,
Henry Fenn,
By *Smith & Hubbard*

Atty's.

UNITED STATES PATENT OFFICE.

HENRY FENN, OF BRIDGEPORT, CONNECTICUT.

TICKET-HOLDER.

SPECIFICATION forming part of Letters Patent No. 384,684, dated June 19, 1888.

Application filed December 3, 1887. Serial No. 256,893. (No model.)

To all whom it may concern:

Be it known that I, HENRY FENN, a citizen of the United States, residing at Bridgeport, in the county of Fairfield and State of Connecticut, have invented certain new and useful Improvements in Ticket-Holders; and I do hereby declare the following to be a full, clear, and exact description of the invention, such as will enable others skilled in the art to which it appertains to make and use the same.

My invention has reference to ticket-holders for railway passenger-cars, and has for its object economy of construction and ready adaptation for use; and with these ends in view my invention consists in the details of construction and combination of elements hereinafter fully described, and specifically designated by the claim.

In order that skilled persons may understand how to make and use my improvement, I will proceed to describe the same in detail, referring by letters to the accompanying drawings, forming a part of this application, in which—

Figure 1 is a broken perspective illustrating my improvement applied to the top of a car-seat back; Fig. 2, a similar view with the holder applied to the seat in two separate sections, and Fig. 3 a perspective showing a modified form of construction.

Similar letters denote like parts in the several figures.

A is the seat-back, and B the top strip.

C is my improved holder, which is formed from brass, steel, or any other suitable material which has a spring quality.

I have shown at Fig. 1 the preferred construction, the holder being made double and of a single piece.

The central part of the holder is secured to the strip B by screws, while the ends of the same lie snugly against the strip. Between the center and the ends the holder is curved or bent, so as to leave a space between it and the strip for the ready insertion of the ticket.

If desired, the holder may be secured to the strip in separate sections, as shown at Fig. 2; and in order to still further facilitate the insertion of a ticket the ends of the holder may be slightly curved upward, as shown at Fig. 3.

I claim—

The combination, with the top strip of a railway-car seat, of a flat spring-metal ticket-holder secured directly upon said strip and curved from this point of attachment away from said strip to the end or holding-point, which latter lies closely against the strip, substantially as set forth.

In testimony whereof I affix my signature in presence of two witnesses.

HENRY FENN.

Witnesses:

F. W. SMITH, Jr.,
S. S. WILLIAMSON.