

(No Model.)

W. D. GOLD.

COMBINED SMOOTHING AND POLISHING IRON.

No. 384,904.

Patented June 19, 1888.

Fig. 1.

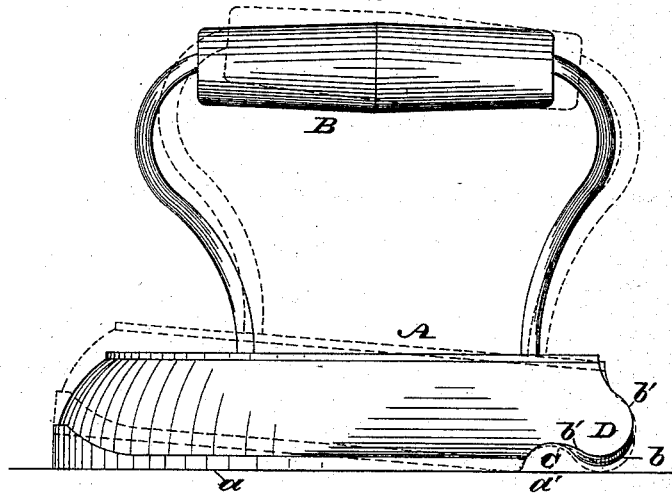


Fig. 2.

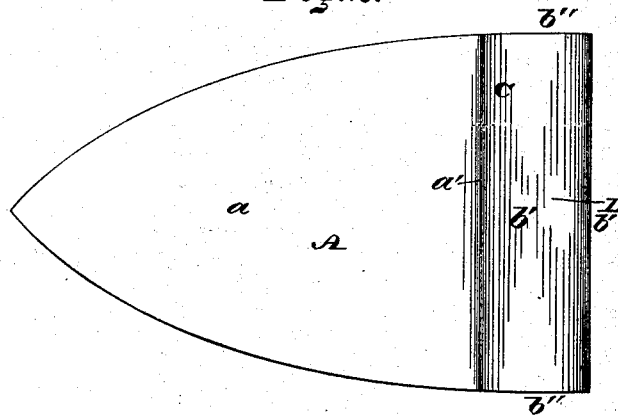
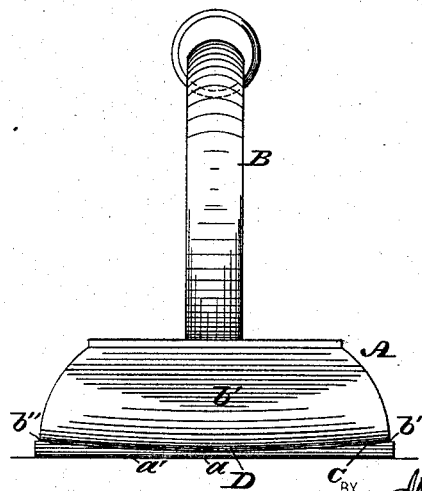


Fig. 3.



WITNESSES:

L. P. Grant
H. F. Fitch

INVENTOR:

Willis D. Gold

BY

J. A. Diederichs

ATTORNEY

UNITED STATES PATENT OFFICE.

WILLIS D. GOLD, OF PHILADELPHIA, PENNSYLVANIA.

COMBINED SMOOTHING AND POLISHING IRON.

SPECIFICATION forming part of Letters Patent No. 384,904, dated June 19, 1888.

Application filed May 28, 1884. Serial No. 133,023. (No model.)

To all whom it may concern:

Be it known that I, WILLIS D. GOLD, a citizen of the United States, residing in the city and county of Philadelphia, State of Pennsylvania, have invented a new and useful Improvement in a Combined Smoothing and Polishing Iron; which improvement is fully set forth in the following specification and accompanying drawings, in which—

10 Figure 1 is a side elevation of a combined smoothing and polishing iron embodying my invention. Fig. 2 is a bottom plan view thereof. Fig. 3 is a rear view thereof.

Similar letters of reference indicate corresponding parts in the several figures.

My invention consists of an iron adapted both for smoothing and polishing purposes, the construction and operation thereof being hereinafter fully set forth.

20 Referring to the drawings, A represents the base of the iron, and B the handle thereof, said base having a flat smoothing-face, *a*, which terminates at *a'*, at the rear whereof is a transversely-extending channel, C, continuous of which is the heel D of the iron, said heel being elevated so that its under side or face, *b*, is above the face *a* of the base, said face *b* being convex in the longitudinal direction of the iron, as at *b' b'*, and also convex in the transverse direction thereof, as at *b'' b''*.

30 When the iron is required for smoothing purposes, the flat face *a a'* is employed and operated as usual in such cases, the balance of the iron being such that the heel D is not brought into service or contact with the garment or article to be ironed. By tilting the iron rearward the rear end, *a'*, of the flat face *a* of the iron presents an edge, which is employed for working starch into the articles, and by raising the iron on the heel, thus elevating the face *a a'*, the round faces *b' b'* and *b'' b''* of the heel may be employed for polishing purposes, it being well known that the smaller the contact-surface of an iron with the garment or article the greater will be the polishing effect; hence, when it is necessary or desirable to move the iron forward or back-

ward, the round face *b' b'* of the heel is employed to produce such effect, and when it is necessary or desirable to move the iron laterally, or from side to side, the round face *b'' b''* of the heel is employed for such purpose; and of course a competent ironer may readily use both faces *b' b' b'' b''*, as the iron is manipulated as a polisher on its heel in various directions over the garment or article.

It will be noticed that the heel D is entirely in the rear of the point of connection of the handle with the body of the iron, which is of advantage in the handling of the device.

If desired, another heel may be added at the rear of the heel D, similar thereto and elevated above the same, thus increasing the polishing facilities of the iron.

I am aware that it is not new to have burnishing or polishing points on the under surface of a combined sad and polishing iron, and such I do not broadly claim.

Having thus described my invention, what I claim as new, and desire to secure by Letters Patent, is—

1. A combined smoothing and polishing iron having the base or ironing portion thereof a plane surface, and provided with the heel D and the channel C, the latter being between said heel and base, the said heel being above the level of the base and convex or rounded both longitudinally and transversely, all substantially as and for the purpose set forth.

2. A combined smoothing and polishing iron consisting of a base or ironing portion forming a plane surface, and a polishing-heel separated from the ironing portion by a channel, the said heel being convex both longitudinally and transversely, the iron being so weighted as to normally rest on its ironing-surface, the polishing-heel being above the same, substantially as and for the purpose set forth.

WILLIS D. GOLD.

Witnesses:

JOHN A. WIEDERSHEIM,
A. P. GRANT.