

(No Model.)

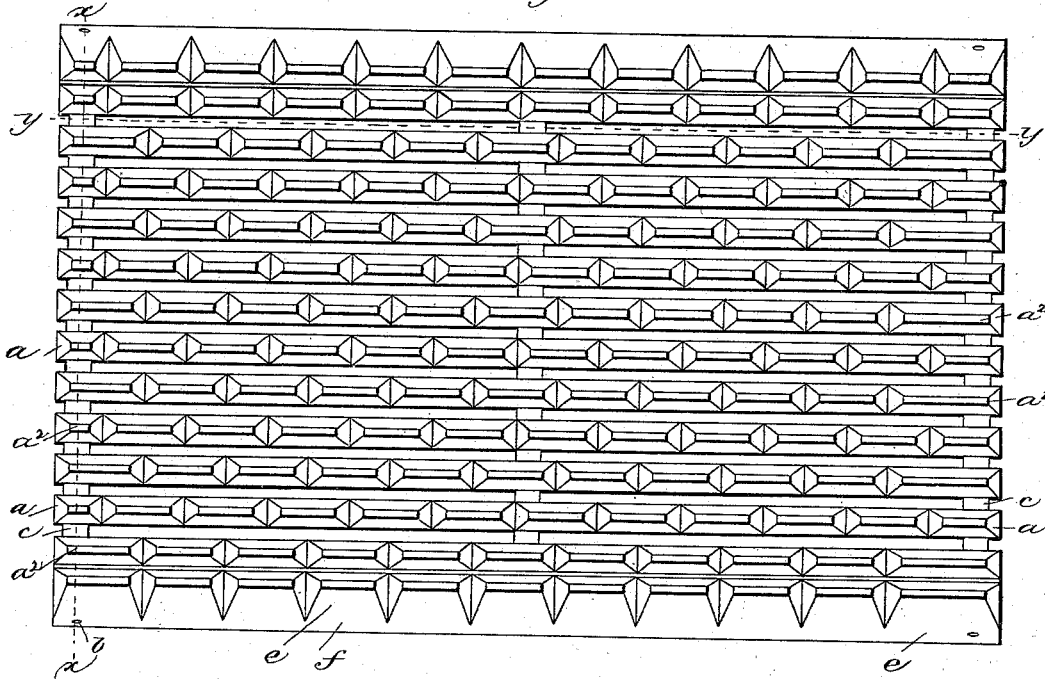
A. M. COOLEY.

DOOR MAT.

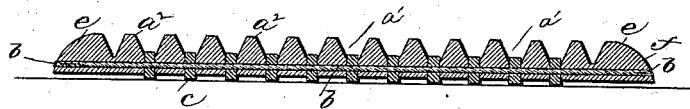
No. 385,044.

Patented June 26, 1888.

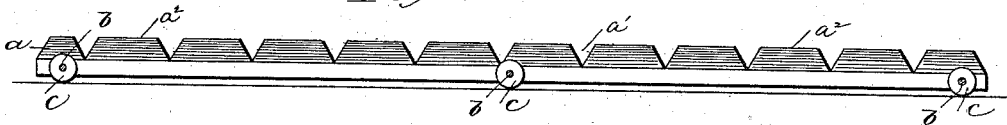
*Fig. 1.*



*Fig. 2.*



*Fig. 3.*



Witnesses

*W. Foster*  
*J. H. Mills*

Inventor

*Arthur M. Cooley*

By *H. Harrison*

*Atty.*

# UNITED STATES PATENT OFFICE.

ARTHUR M. COOLEY, OF CHICAGO, ILLINOIS.

## DOOR-MAT.

SPECIFICATION forming part of Letters Patent No. 385,044, dated June 26, 1888.

Application filed February 2, 1888. Serial No. 262,712. (No model.)

*To all whom it may concern:*

Be it known that I, ARTHUR M. COOLEY, a citizen of the United States, residing at Chicago, in the county of Cook and State of Illinois, have invented certain new and useful Improvements in Door-Mats, of which the following is a specification, to wit:

My invention relates to improvement in door-mats; and it consists in certain peculiarities of the construction and arrangement of the same, as will be hereinafter more fully set forth, and pointed out in the claims.

In order to enable others skilled in the art to make and use the same, I will now proceed to describe its construction and use, referring to the accompanying drawings, in which—

Figure 1 is a plan view of my mat ready for use. Fig. 2 is a section on line *xx* of Fig. 1, and Fig. 3 is a section of *yy* of the same figure.

Similar letters refer to like parts throughout the several views.

My mat is formed of a series of wooden strips, *a*, each of which I form with a series of cross-cuts, *a'*, of any shape, upon the wearing-surface, these cross-cuts forming elevations *a''* and depressions at suitable distances from each other, the cross-cuts being the depressions. The strip or strips having the cross-cut forming the elevations and depressions is the essential feature of my invention, the utility of which will hereinafter be more fully pointed out and described. I place these strips thus crosscut side by side, as many as may be required, and connect them usually by a wire, *b*, preferably elastic cable-wire, through all the strips, from one outside strip to the other, fastened with staples or otherwise. I place upon the wire *b* between each strip a separator, *c*, of rubber or other suitable material. I prefer to form the separator *c* so it will project a little below the bottom of the strips, which will prevent the mat thus formed from slipping, as will be evident at a glance. The strips thus provided with crosscut elevations and depressions and connected by wires and having between each strip a separator form an artistic and useful article of manufacture.

The particular features of utility in the cross-cut projections are that in using it in muddy weather the shoe is cleaned without being in-

jured, the scrapings fall through in a greater part, and what sticks to the projection sooner dries and falls off, while in the older mats the longitudinal cut on the strip, being cup-shaped, retains the scrapings and is harder to clean. 55

In regard to the especial features of the separators, they need not be round, but of any shape desirable, preferably of sufficient size in width to give play to the strips, while the wire being elastic and the separators below the bottom gives to the mat in position a firmness of footing and causes it to retain its position on the floor or pavement without slipping. 60

I have by experience in manufacture and use of my mats found that the mat as hereinbefore described is very useful and effective; that my mat formed of strips provided with cross-cuts, as described, is easily cleaned, very elastic, and can be rolled up in a compact form for shipment. 65 70

It is evident that I do not wish to confine myself to any certain formation of the cross-cut, but will make said cross-cut in any form consisting, essentially, in a mat formed of wooden strips with cross-cuts forming elevations and depressions in the strips, and the combination of said strips with the wire and separators. 75

Having thus described my invention, what I claim as new, and desire to secure by Letters Patent, is— 80

1. A mat formed of strips provided with cross-cuts forming elevations and depressions, the strips being spaced and flexibly connected together, substantially as and for the purpose set forth. 85

2. As an improved article of manufacture, a mat consisting of wooden strips provided with cross-cuts forming elevations and depressions on the surface of the mat at suitable distances, the strips being flexibly connected together by wire and separated by collars on said wire, substantially as and for the purpose set forth. 90

In testimony whereof I affix my signature in presence of two witnesses. 95

ARTHUR M. COOLEY.

Witnesses:

H. HARRISON,  
CHAS. C. TILMAN.