

(No Model.)

T. J. TAYLOR.

STIRRUP.

No. 385,150.

Patented June 26, 1888.

Fig. 1.

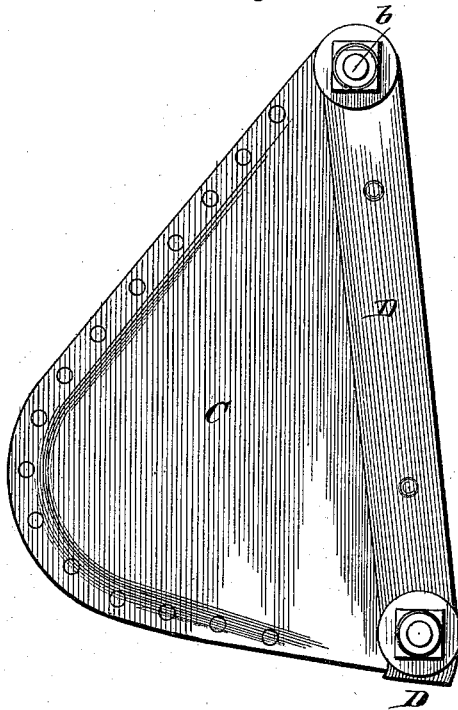


Fig. 2.

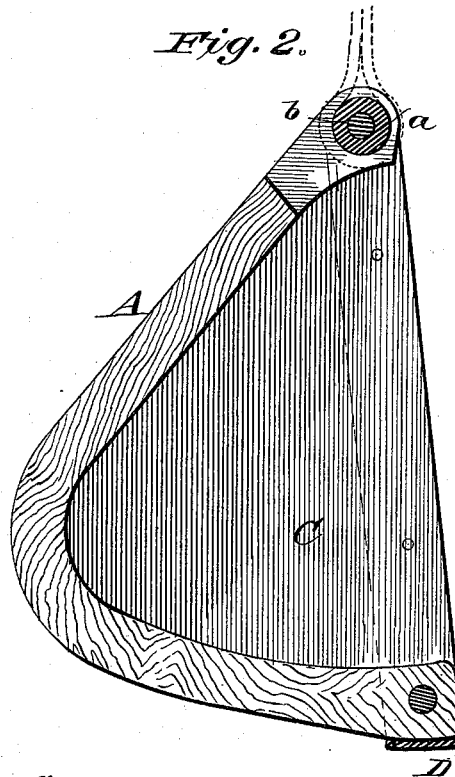
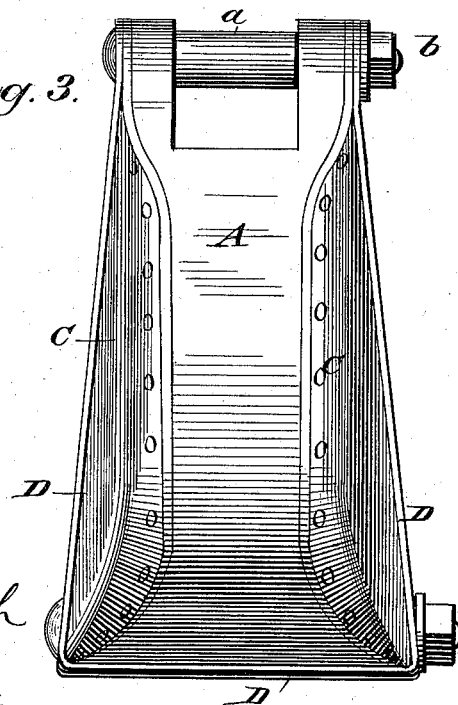


Fig. 3.



WITNESSES:
Fred G. Dietrich
Edw. W. Byrnes

INVENTOR.
T. J. Taylor
Munn & Co
ATTORNEY

UNITED STATES PATENT OFFICE.

THOMAS JEFFERSON TAYLOR, OF HOWELL, TENNESSEE.

STIRRUP.

SPECIFICATION forming part of Letters Patent No. 385,150, dated June 26, 1888.

Application filed April 23, 1888. Serial No. 271,593. (No model.)

To all whom it may concern:

Be it known that I, THOMAS JEFFERSON TAYLOR, a citizen of the United States, residing in Howell, Lincoln county, and State of Tennessee, have invented a new and useful Improvement in Stirrups, of which the following is a specification.

My invention is in the nature of an improved stirrup for riding-saddles; and it consists of a curved piece of wood or other rigid material which extends from a point under the foot around the toe and up above the instep, with a bolt or cross-bar for connecting with the supporting-strap, the inside of the curved stirrup-frame being formed of leather or other flexible material.

Figure 1 is a side view. Fig. 2 is a vertical section, and Fig. 3 is a front view.

A represents the bent stirrup-frame, which is made of wood or other stiff material. The lower portion of it is made wide enough to form a bearing for the foot, and thence it narrows as it curves forwardly and upwardly over the toe. At its upper end it is slotted and provided with a cross-bar or sleeve, *a*, through which passes a bolt, *b*, which cross bar and bolt form a connection for the strap which connects the stirrup with the saddle.

C C are flexible side pieces, formed of leather or similar flexible material, and which are tacked to the edges of the curved stirrup-frame.

D is a re-enforcing band of leather or metal, which extends from the bolt *b* down along the edges of the side pieces, C, and underneath the lower end of the frame A. This band serves to stiffen the edges of the side pieces, and also holds the curved frame A against any tendency

to bend down and straighten from the pressure of the foot.

The stirrup, as thus described, forms an inclosing-pocket for the front part of the foot, that has a rigid front frame extending from a point beneath the foot over the toe and up to the strap.

The stirrup, as thus described, may be covered in full and all the wood protected with leather, as may be desired. The bottom of the stirrup may be made to fit the bottom of the foot, and this bottom portion may be made to connect with the curved piece that extends over the instep by a rivet at the toe.

Having thus fully described my invention, what I claim as new, and desire to secure by Letters Patent, is—

1. A stirrup consisting of a curved wooden frame extending from a point beneath the foot over the toe and instep and provided with a strap-connection above, in combination with flexible side pieces, substantially as shown and described.

2. A stirrup consisting of a curved frame, A, extending from a point beneath the foot and over the toe and provided with a strap-connection above, in combination with the flexible side pieces, C C, fastened to the edges of the curved frame, and a re-enforcing band, D, extending around the edges of the pocket formed by the stirrup, substantially as and for the purposes described.

THOMAS JEFFERSON TAYLOR.

Witnesses:

W. B. HILL,

J. D. MCKINNEY.