

(No Model.)

E. L. CLANCY.

CUFF HOLDER.

No. 385,239.

Patented June 26, 1888.

Fig. 1.

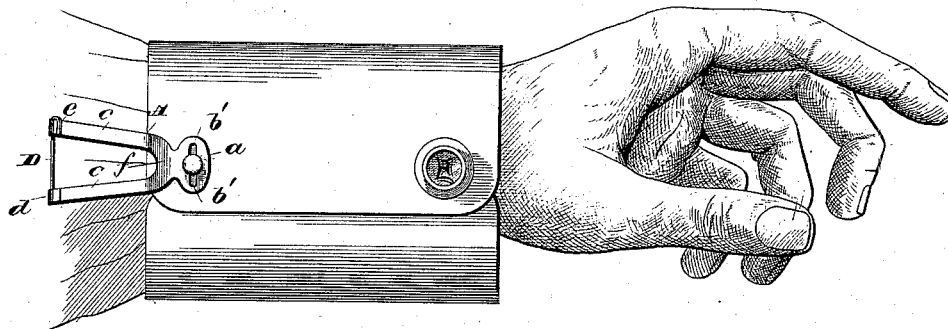


Fig. 2.

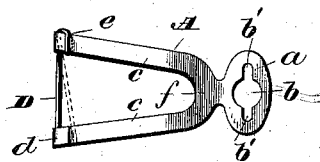
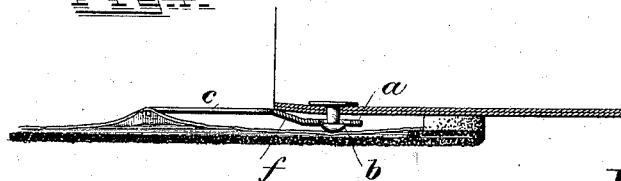


Fig. 3.



Fig. 4.



WITNESSES.

*G. S. Elliott.*  
*W. Johnson.*

*Edward L. Clancy.*

INVENTOR.

*[Signature]*  
Attorney.

# UNITED STATES PATENT OFFICE.

EDWARD L. CLANCY, OF ABERDEEN, DAKOTA TERRITORY.

## CUFF-HOLDER.

SPECIFICATION forming part of Letters Patent No. 385,239, dated June 26, 1888.

Application filed April 18, 1888. Serial No. 271,107. (No model.)

*To all whom it may concern:*

Be it known that I, EDWARD L. CLANCY, a citizen of the United States of America, residing at Aberdeen, in the county of Brown and Territory of Dakota, have invented certain new and useful Improvements in Holders for Cuffs; and I do hereby declare the following to be a full, clear, and exact description of the invention, such as will enable others skilled in the art to which it appertains to make and use the same, reference being had to the accompanying drawings, and to letters or figures of reference marked thereon, which form a part of this specification.

My invention relates to certain new and useful improvements in cuff-holders; and it consists in the special construction and combination of the parts, as will be hereinafter fully set forth, and specifically pointed out in the claim.

In the accompanying drawings, Figure 1 is a view showing the holder attached to a cuff. Fig. 2 is a side view. Fig. 3 is an edge view. Fig. 4 is a sectional view showing my improved cuff-holder attached to the cuff and to the lining of the coat-sleeve.

A refers to the body portion of my improved cuff-holder, made of a single piece of sheet metal, stamped in proper form, the same being provided at one end with a portion, *a*, in which is stamped an opening, *b*, and slots *b' b'* connecting therewith. The portion *a* is formed integral with the members *c c*, the outer extremities of which are bent upon themselves to form a loop, *d*, at one end and at the opposite end retain the shank of a pin, *D*, said pin having its end bent upon itself, as shown at *e*.

The metal from which the cuff-holder is stamped is bent at *f* to raise the portion *a* above the members *c c*.

The pin *D* is preferably constructed of spring-metal, and may be sprung out in attaching the holder to the lining of the coat-sleeve, so as to

assume the position shown in dotted lines Fig. 2, and when fastened the point will lie under the bent end *d* of the member *c*.

This device is adapted to be used for holding a cuff in proper position within a coat-sleeve, and it is intended that the pin should engage with the lining of the coat-sleeve, though the same may be employed for connecting the cuff directly to the shirt-sleeve. The pin when released from the hook will rise slightly above the plane of the members *c c*, and by a side movement will engage with the lining of the coat-sleeve, after which the point of the pin can be pressed under the retaining-loop. The form or shape of the opening in the portion *a* permits the use of an ordinary button, or of one having a pivoted head.

I am aware that prior to my invention it has been proposed to provide cuff-holders with safety-pins connected to metallic loops for connecting the portion which engages with the cuff-button to the sleeve of a garment; also, that safety-pins have had elastic loops attached thereto, or stems which engage with the shank of the cuff-button, and I do not claim such construction, broadly; but

What I do claim, and desire to secure by Letters Patent, is—

A cuff-holder made of a single piece of sheet metal and provided with members *c c*, one of said members being bent upon itself to retain in position a pin, *D*, the point of said pin being adapted to lie under a loop formed upon the end of the opposite member, the portion *a*, having an opening, *b*, and slots connecting therewith, substantially as shown, and for the purpose set forth.

In testimony whereof I affix my signature in presence of two witnesses.

EDWARD L. CLANCY.

Witnesses:

J. C. McDONOUGH,

J. W. CLANCY.