

(No Model.)

2 Sheets—Sheet 1.

W. VAN GAASBEEK.
CHIMNEY PROTECTOR.

No. 385,489.

Patented July 3, 1888.

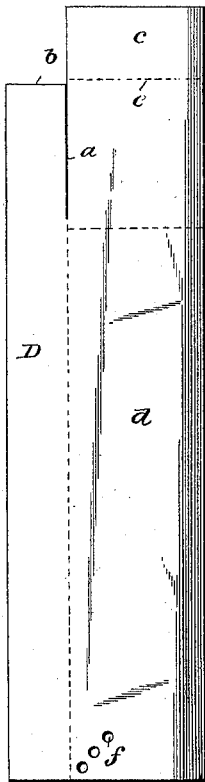


FIG. 1.

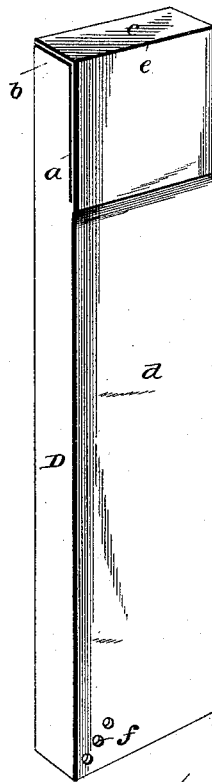


FIG. 2.




FIG. 3.




FIG. 4.

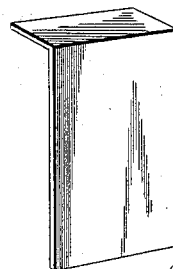


FIG. 5.

WITNESSES.

Wm. A. Schiele
J. Turpin

INVENTOR.

Wm. Van Gaasbeek
By *James J. Sheehy*
Attorney

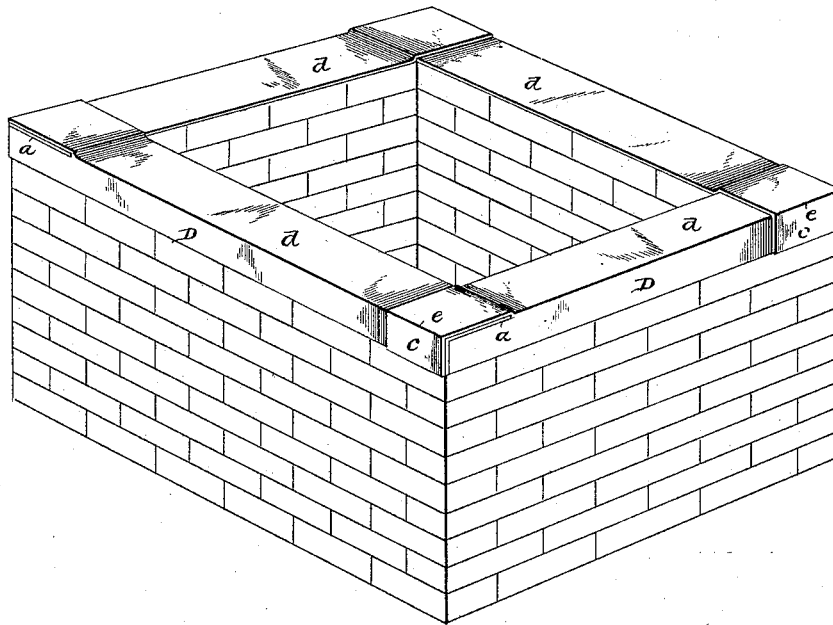
(No Model.)

2 Sheets—Sheet 2.

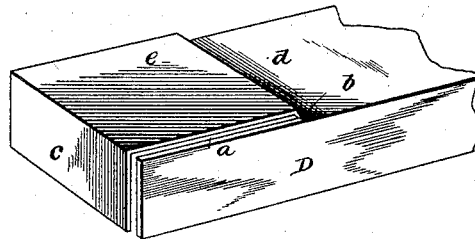
W. VAN GAASBEEK.
CHIMNEY PROTECTOR.

No. 385,489.

Patented July 3, 1888.



~~Fig. 5.~~



~~Fig. 6.~~

—WITNESSES—

O. H. Schieff
J. E. Turner

—INVENTOR—

Nash Van Gaasbeek.

By James Sheehy
Attorney.

UNITED STATES PATENT OFFICE.

WASHINGTON VAN GAASBEEK, OF NEW YORK, N. Y.

CHIMNEY-PROTECTOR.

SPECIFICATION forming part of Letters Patent No. 385,489, dated July 3, 1888.

Application filed March 17, 1888. Serial No. 267,518. (No model.)

To all whom it may concern:

Be it known that I, WASHINGTON VAN GAASBEEK, a citizen of the United States, residing at New York, in the county of New York and State of New York, have invented certain new and useful Improvements in Chimney-Protectors; and I do declare the following to be a full, clear, and exact description of the invention, such as will enable others skilled in the art to which it appertains to make and use the same.

This invention has relation to improvements in chimney-top protectors; and it has for its object to provide a cheap and simple means for capping the tops of chimneys, as will be hereinafter more fully set forth and claimed.

The invention will be better understood by reference to the annexed drawings, in which—

Figure 1 is a plan view of a strip of sheet metal slitted and having the creasing and bending points indicated by dotted lines. Fig. 2 is a perspective view of one of the strips bent in a form ready for use. Figs. 3, 4, and 5 are views of modifications. Fig. 6 is a view of a portion of a chimney, showing my improvements applied; and Fig. 7 is a perspective view of one end of one of the protecting-sheets.

In carrying out my invention I take a sheet of metal of the desired length and width, as shown in Fig. 1, and after slitting the same longitudinally, as at *a*, I remove from the slitted portion a rectangular piece, as at the point *b*. These sheets are preferably of a length slightly greater than the width of a chimney, and of a width greater than the thickness of either wall of the chimney, so that they may cap the same and have a skirting on the outside over one or more rows of brick.

After slitting the sheets, as above described, it will be observed that they have an extension, *c*, equal to the length of the part removed, and which is also equal in length to the width of the vertical flange *D*, and this extended end *c* is creased, as indicated by the dotted line *e*, so that the same may be bent at a right angle to the main body. The slit *a* is of a length equal to the horizontal portion *d* of the main body,

so that it may receive such portion of the adjacent underlying portion of the rectangularly-arranged strip or sheet.

At the base of the slit *a*, I strike up the main body a height equal to the thickness of the sheet, as more fully shown in Figs. 2 and 7, so as to permit the passage beneath the said raised part of the end of another sheet, and it will also be observed that by reference to said views the flange *D* will be permitted to pass beneath the extension *c* of each set of sheets.

It will be seen that it is only necessary to provide one end of each sheet in the manner above mentioned, the opposite ends being perforated, as shown at *f*, for the reception of securing pegs or nails, such as commonly employed.

In some cases it may be desired to form the elevated overlapping parts in a separate piece, and the manner of doing this will readily suggest itself to a person by reference to Figs. 3, 4, and 5 of the drawings.

By the construction illustrated it will be seen that I have an adjustable protector, and one which may be applied to any and all chimney-tops, as it will be seen that by having these slitted and elevated portions the sections may be slid into one another and drawn out, according to the size of the chimney, and to this feature I attach considerable importance.

Having described my invention, what I claim is—

The chimney top or protector consisting of a cap composed of strips bent to form a vertical flange having one end perforated for securing devices and the opposite end slitted, and its horizontal portion elevated above the plane of the main body to receive the perforated end of the adjacent strip, whereby the said strips may intersect each other for adjustment, and also having a vertical rectangular flange to embrace the chimney-corner, substantially as specified.

In testimony whereof I affix my signature in presence of two witnesses.

WASHINGTON VAN GAASBEEK.

Witnesses:

EDW. T. SMITH,
WM. L. GEUN.