

(No Model.)

W. M. DIXON.

COMBINED COMB CLEANER AND COMB.

No. 385,796.

Patented July 10, 1888.

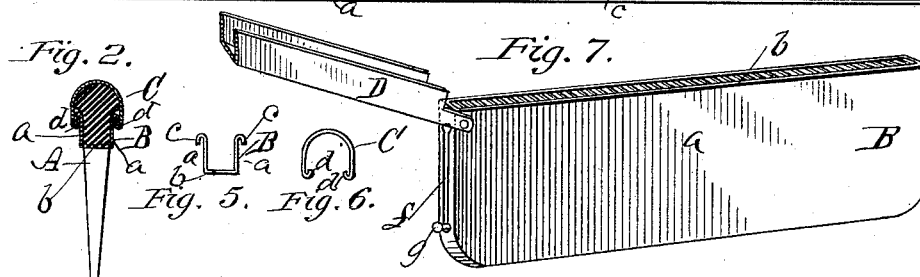
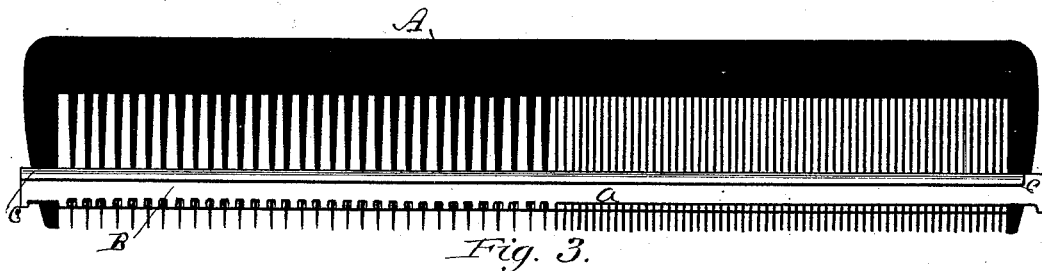
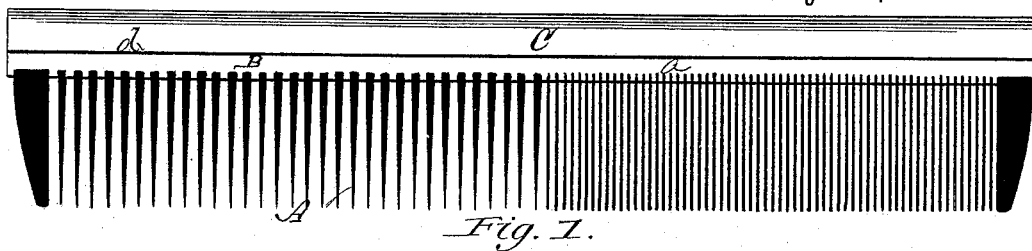


Fig. 2.



Fig. 6.



Fig. 7.



Fig. 8.





Fig. 9.



Fig. 10.



Witnesses.

James A. Clark.

Geo. C. Doulton

Inventor.

Walter Matthias Dixon,

By his Attorneys,

Louis Leever & Co.

UNITED STATES PATENT OFFICE.

WALTER MATTHIAS DIXON, OF ST. PAUL, MINNESOTA, ASSIGNOR OF ONE-HALF TO CHARLES VENABLES DEANE, OF SAME PLACE.

COMBINED COMB-CLEANER AND COMB.

SPECIFICATION forming part of Letters Patent No. 385,796, dated July 10, 1888.

Application filed May 10, 1887. Serial No. 237,726. (No model.)

To all whom it may concern:

Be it known that I, WALTER MATTHIAS DIXON, a subject of the Queen of Great Britain, now residing at St. Paul, in the county of Ramsey and State of Minnesota, have invented an Improved Combined Comb-Cleaner and Comb; and I do hereby declare that the following is a full and exact description of the same, reference being had to the accompanying drawings, making part of this specification.

My invention consists, first, in an improved comb-cleaner applied to a comb as a permanent attachment thereto, and, second, in such a comb-cleaner having the form and construction of a case applied to a pocket-comb to hold the same while in the pocket of the person possessing it, all substantially as hereinafter set forth.

In the accompanying drawings, Figure 1 represents a side view of a toilet-comb with my improved comb-cleaner applied thereto. Fig. 2 is a transverse section of the same; Fig. 3, a side view of the comb with the comb-cleaner moved out to the end of the comb-teeth, as in cleaning the comb therewith; Fig. 4, a face view of the comb-cleaner separate; Fig. 5, an end view of the same; Fig. 6, an end view of a metallic comb-back employed to hold the comb-cleaner permanently on the comb; Fig. 7, a view in perspective of the comb-cleaner applied to a pocket-comb and serving as a case to hold the comb for placing in the pocket, the comb being inclosed in the case; Fig. 8, a side view of the comb cleaner and case, showing the comb drawn out of the case sufficiently for use; Fig. 9, a face view of the comb cleaner and case; Fig. 10, a longitudinal vertical section of the comb, comb-cleaner, and case.

Like letters designate corresponding parts in all of the figures.

In the drawings, A represents a comb, and B the improved comb-cleaner. This improved comb-cleaner consists of a strip, generally of sheet metal, of trough-like form, its two sides, *a a*, substantially parallel, and its face *b* provided with transverse slots fitting, respectively, over the teeth of the comb, with intermediate bars of the metal at the proper distances apart

to thus fit between the teeth of the comb from end to end. When this trough-like strip is placed upon the comb and its slots embrace the bottoms of the teeth thereof, as shown in Fig. 1, the sides *a a* closely embrace the sides of the comb at the back, and the cleaner does not there interfere with the use of the comb.

Whenever it is desired to clean the comb, the cleaner is simply pushed forward to the end of the comb-teeth, as shown in Fig. 3, and the sides and cross-bars of the cleaner scrape the dirt from all the teeth of the comb at once. The comb-cleaner is then pushed back to the inner end of the comb-teeth.

The comb-cleaner might be made to fit closely enough on the comb to retain itself in position thereon without further assistance; but, in order not only to absolutely hold the cleaner in place on the comb, but to give a good and handsome finish to the comb with the cleaner on it, I add a preferably metallic back, C, which is adapted to surmount the back of the comb and to overlap and hold upon the outer edges of the comb-cleaner, to retain the same in place, and give finish to the whole combined instrument, as well as the usual advantages of a metallic comb-back. For this purpose I prefer to provide the rear edges of the comb-cleaner with outwardly-turned flanges *c c* and the forward edges of the back with inwardly-turned flanges *d d*, to hook over the flanges of the cleaner, and this securely holds it from moving outward on the comb. These flanges may have a recurved or hook form, as shown, to add to the security of the combination. The back is pushed endwise over the back of the comb and the cleaner, and may be removed at any time, if required.

In applying my comb-cleaner to pocket-combs I extend the sides *a a* of the comb-cleaner back far enough to form a case wide enough to inclose the whole comb, and the back edge of the cleaner is permanently inclosed thereby, so that a separate metallic back is not required. By this construction the comb, when not in use, is pushed into the combined case and cleaner, as shown in Fig. 7, the bars and slots of the face of the cleaner being outside of the comb. Then, when the comb is to be used, the comb is pushed laterally out of the case, the teeth of

the comb projecting through the slots of the cleaner, as shown in Fig. 8. Thus the teeth of the comb are cleaned every time after use when the comb is pushed back into the cleaner-case. For the purpose of moving the comb out of the case, I prefer to provide the ends of the case with slots *f f*, in which slightly-projecting pins or knobs *g g* slide, the user applying his fingers to the projecting ends thereof for moving the comb out and in. There is or may be a hinged cap, *D*, applied to the combined cleaner and case of the pocket-comb, as shown, to shut down over the slotted edge of the cleaner to exclude dust from the interior of the case. This, though useful, is no essential part of my invention.

The only difference between the invention as applied to ordinary toilet-combs and as applied to pocket-combs is that in one case the cleaner only forms a partially-inclosing case, and in the other a wholly-inclosing case, and in one case the cleaner is brought to the bases of the comb-teeth when not in use and in the other the cleaner is held at the points of the comb-teeth when it is not in use.

I claim as my invention—

1. In combination with a comb, a comb-

cleaner having slots and cross-bars for embracing the several teeth of the comb, and having sides for embracing both sides of the comb, substantially as and for the purpose herein specified. 30

2. The combination of a comb, a comb-cleaner having slots and bars for embracing the teeth of the comb severally, and sides for embracing the sides of the comb, and a removable back surrounding the back of the comb and overlapping the back edges of the comb-cleaner, substantially as and for the purpose herein specified. 35 40

3. In combination with a comb, a comb-cleaner having slots and bars for embracing the several teeth of the comb, and formed to serve as a case in which the comb is inclosed and held when not in use, substantially as herein set forth. 45

In testimony whereof I have hereunto set my hand in the presence of two subscribing witnesses.

WALTER MATTHIAS DIXON.

Witnesses:

CHARLES V. DEANE,
J. M. W. LOWRY.