

(No Model.)

J. N. CLOUSE.
ADJUSTABLE CUFF HOLDER.

No. 386,001.

Patented July 10, 1888.

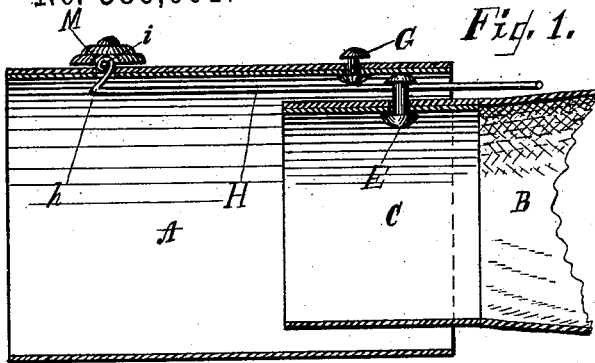


Fig. 5.

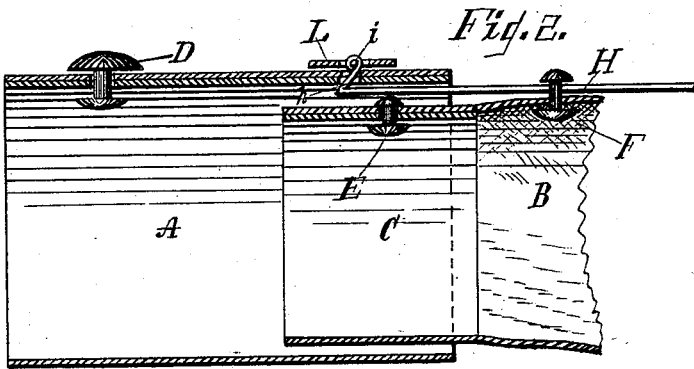



Fig. 3.

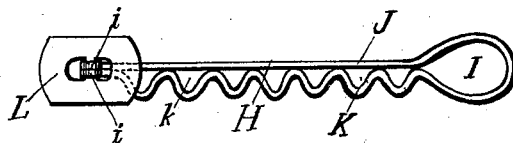
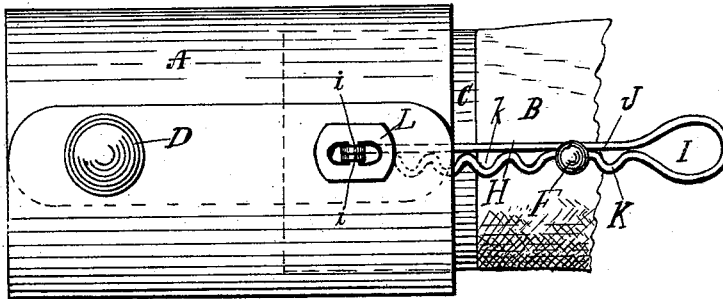


Fig. 4.

WITNESSES:

William H. Tucker.
John T. Green.

INVENTOR.

Joseph N. Clouse.
BY J. N. Clouse.

ATTORNEY.

UNITED STATES PATENT OFFICE.

JOSEPH N. CLOUSE, OF TOLEDO, OHIO, ASSIGNOR TO ULRICH RUEDY,
HARRY R. WADE, AND A. L. JUST, OF SAME PLACE.

ADJUSTABLE CUFF-HOLDER.

SPECIFICATION forming part of Letters Patent No. 386,001, dated July 10, 1888.

Application filed February 3, 1887. Serial No. 226,484. (No model.)

To all whom it may concern:

Be it known that I, JOSEPH N. CLOUSE, a citizen of the United States, residing at Toledo, in the county of Lucas and State of Ohio, have invented new and useful Improvements in Combination Cuff-Buttons and Adjustable Holders, of which the following is a specification.

My invention relates to a device in which a cuff-button is combined with a means of holding and adjusting the cuff; and the object of my invention is to provide a simple, cheap, and easily attached and adjusted device that will meet all the requirements of a button and an adjustable holder or fastening. I attain these objects by the mechanism illustrated in the accompanying drawings, in which—

Figure 1 is a longitudinal vertical section of a cuff and a portion of a sleeve and wristband with my device attached as a button and holder. Fig. 2 is a vertical longitudinal section of a cuff and a portion of a sleeve and wristband with my device attached as a button in the rear hole of the cuff and an ordinary button in the front hole. Fig. 3 is a front view with the device attached as in Fig. 2. Fig. 4 is a group showing a face edge and end view of the holder and a skeleton button. Fig. 5 is a face view of a holder with a finished button attached.

In all of these several views similar letters refer to like parts.

An ordinary cuff is represented by A.

B is a portion of the sleeve, and C the wristband attached thereto.

D is an ordinary cuff-button in position in the cuff.

E is a stud-button in the wristband of the sleeve.

F is a stud-button in the sleeve.

G is a stud-button in the back hole of the cuff.

H is my adjustable holder pivoted to a skeleton button, L, or a finished button, M. The holder H is formed of a single piece of spring-wire so bent as to form an opening, I, at one

end, an intermediate portion having a series of openings, *k k*, formed by a straight wire, J, and a corrugated or scalloped wire, K, lying parallel with and contiguous to each other. The other end is formed into a straight section in which the two wires lie parallel with and contiguous to each other. Then they are bent up together, so as to form an acute angle, *h*, and the end of each one formed or turned into an eye or opening, *i i*, around a pivot in the skeleton button L or the back plate of the finished button M, thus forming a pivotal attachment of the holder H with the button L or M, the object of which is to give a perfect freedom of expansion to the wires J and K, so that the stud-button E or F will pass alike into any of the openings *k k*, and thus give any adjustment desired to the cuff A, which may be done either by taking hold of the cuff to pull or push it or by taking hold of the upper end of the holder at the opening I to draw it in either direction desired. That portion of the wires from the acute angle *h* up around the openings *i i*, I design to flatten, so as to give more surface to bear on the button-hole of the cuff, and by the acute angle *h* a better hold is obtained in the button-hole of the cuff to prevent it from being easily displaced in use. I design to adapt this in use to all kinds and grades of finished and skeleton buttons.

Having thus described my invention, what I claim as new and desire to secure by Letters Patent, is—

A cuff-holder formed of a single piece of wire bent upon itself, having a center portion corrugated to form adjustments, and the two contiguous ends of the wire bent at an acute angle and attached to a button by means of eyes, substantially as described and shown.

In testimony whereof I have hereunto set my hand in the presence of two subscribing witnesses.

JOSEPH N. CLOUSE.

Witnesses:

WILLIAM H. TUCKER,
JOHN T. GREER.