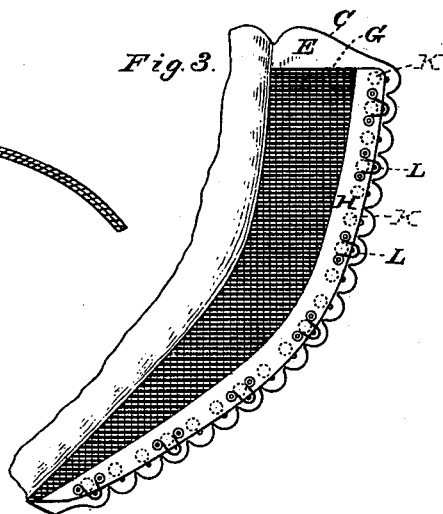
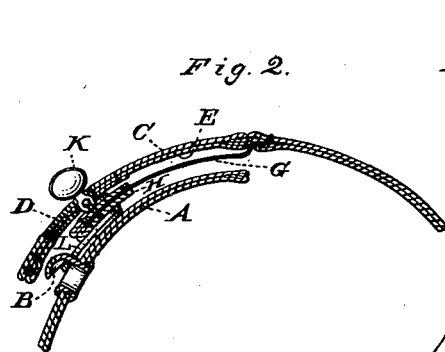
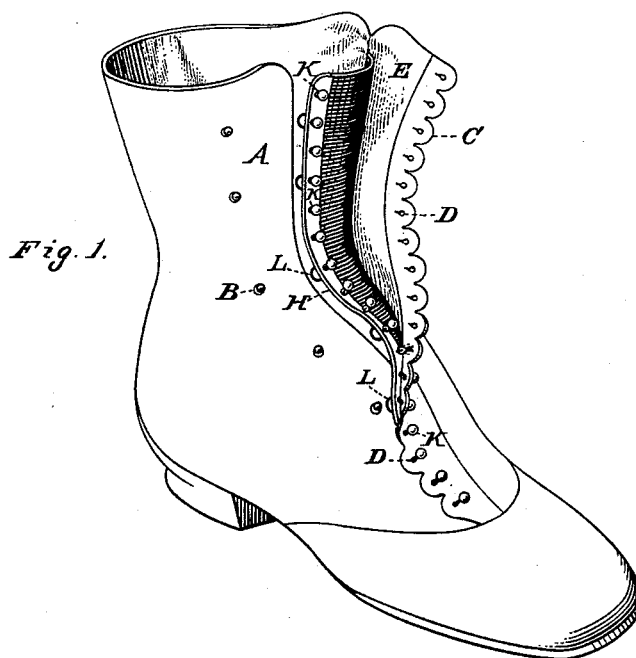


(No Model.)

F. J. HASTINGS.
BUTTON BOOT.

No. 386,069.

Patented July 10, 1888.



WITNESSES.

Villette Anderson.
C. R. Ferguson.

INVENTOR.

Fred J. Hastings.
by E. W. Anderson.

Attorney.

UNITED STATES PATENT OFFICE.

FRED J. HASTINGS, OF HAVERHILL, MASSACHUSETTS, ASSIGNOR OF ONE-HALF TO JOSEPH GOODRICH, JR., OF SAME PLACE.

BUTTON-BOOT.

SPECIFICATION forming part of Letters Patent No. 386,069, dated July 10, 1888.

Application filed February 13, 1888. Serial No. 263,789. (No model.)

To all whom it may concern:

Be it known that I, FRED J. HASTINGS, a citizen of the United States, and a resident of Haverhill, in the county of Essex and State of Massachusetts, have invented certain new and useful Improvements in Button-Boots; and I do declare the following to be a full, clear, and exact description of the invention, such as will enable others skilled in the art to which it appertains to make and use the same, reference being had to the accompanying drawings, and to letters or figures of reference marked thereon, which form a part of this specification.

Figure 1 of the drawings is a representation of this invention, and is a perspective view. Fig. 2 is a section through a portion of the shoe. Fig. 3 is a view of the under side of the gore attached to a portion of the shoe.

The object of my invention is to provide a button boot or shoe which, while hugging the ankle closely, will yet be without the discomfort due to the strictures of the leather where the instep-lap is held by an unyielding button engagement; and to this end the invention consists in the construction and novel combination of devices, all as hereinafter set forth.

In the accompanying drawings, the letter A designates the short lip or edge portion of the upper, to which are secured the main fastenings B, these being usually the common eyelet-hooks, as shown.

C represents the long lap of the opposite side of the upper, which passes over the instep, and is provided with button-holes D, which are usually more numerous than the fastenings B of the short lip, and are not designed to engage these fastenings.

E is the lining of the instep portion, and to this lining, preferably in the seam thereof, is secured the elastic gore-piece G, which extends laterally under the lap C and is concealed thereby. This gore-piece G is provided with a binding, H, on its free edge, to which are secured on the under side the loops L, which are designed to engage the fastenings B of the short lip, and on the upper side the buttons K, which pass through the button-holes D of the instep-lap C.

In setting the buttons in position on the gore-piece they are arranged near the inner ends of the button-holes through which they pass. These buttons are not designed to be loosened from their button-holes in unfastening the shoe, as the lap of the same is fastened directly by means of the concealed elastic gore-piece when the loops of the latter are connected to the hook-fastenings of the short lip of the upper. When so fastened, the gore-piece will yield to the ankle and the buttons of the lap will rest easily in the button-holes without stricture. In unfastening the shoe it is only necessary to detach the loops of the gore-piece from the hook-fastenings.

When supplied with this elastic gore-piece in the manner above indicated, a shoe is designed to fit easily ankles of different size without necessitating alteration of the position of the buttons; and a shoe so equipped is adapted to be worn with more comfort than if unyielding fastenings were employed, and will nevertheless present a trim and neat appearance.

Having described this invention, what I claim, and desire to secure by Letters Patent, is—

1. The combination, with a gaiter, boot, or shoe, of the concealed elastic gore-piece secured at one edge to the lining of the instep-lap, and provided at its free edge with the buttons to engage loosely the button-holes of said lap, and with loops to engage fastenings on the short lip of the upper, substantially as specified.

2. The combination, in a button boot or shoe, of the short lip A, provided with fastenings B, the gore-piece secured to the lining of the instep portion, the loops L, for engaging the fastenings B, and the buttons on said gore-piece for engaging button-holes of the instep-lap, substantially as specified.

In testimony whereof I affix my signature in presence of two witnesses.

FRED J. HASTINGS.

Witnesses:

E. W. KIMBALL,
C. T. LARRABEE.