

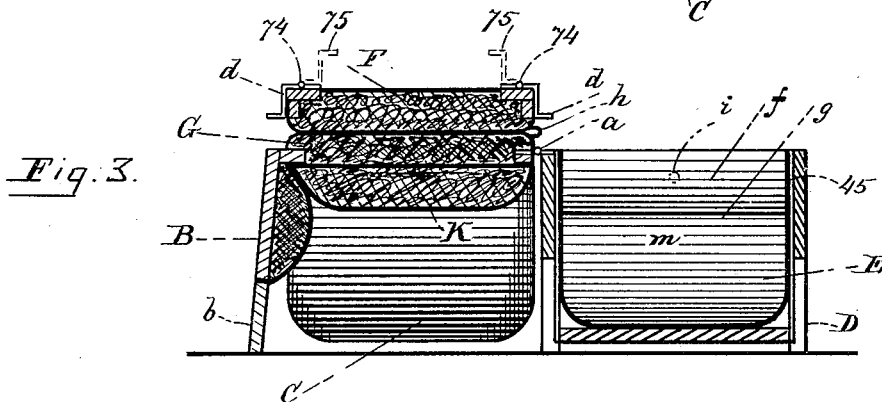
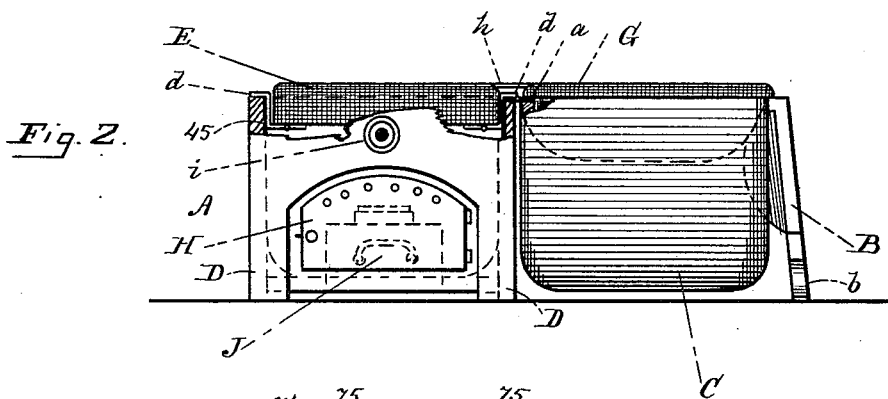
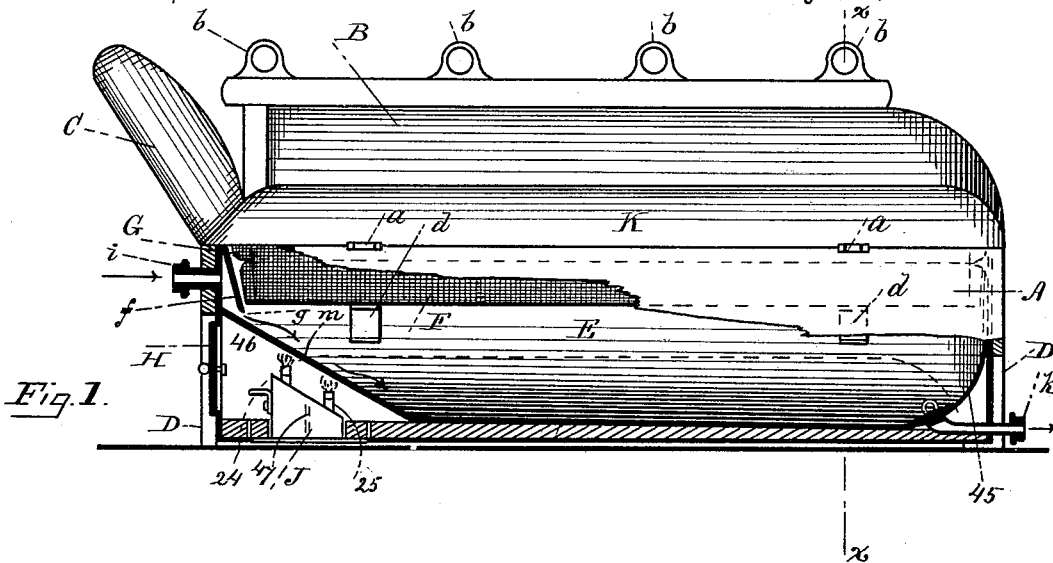
(No Model.)

F. RYAN.

LOUNGE.

No. 386,163.

Patented July 17, 1888.



WITNESSES:  
E. Peabody.  
C. M. Finney.

INVENTOR:  
Frederick Ryan,  
PER C. A. Shawles,  
ATT'YS.

# UNITED STATES PATENT OFFICE.

FREDERICK RYAN, OF FITCHBURG, MASSACHUSETTS.

## LOUNGE.

SPECIFICATION forming part of Letters Patent No. 386,163, dated July 17, 1888.

Application filed April 12, 1888. Serial No. 270,412. (No model.)

*To all whom it may concern:*

Be it known that I, FREDERICK RYAN, of Fitchburg, in the county of Worcester, State of Massachusetts, have invented a certain new and useful Improvement in Lounges, of which the following is a description sufficiently full, clear, and exact to enable any person skilled in the art or science to which said invention appertains to make and use the same, reference being had to the accompanying drawings, forming part of this specification, in which—

Figure 1 is a side elevation, partly in section, showing my improved lounge arranged as a lounge; Fig. 2, an end elevation of the same, partly in section, when arranged as a bed; and Fig. 3, a vertical transverse section on line *xx* in Fig. 1, representing the lounge so arranged as to use the bathing-tub.

Like letters and figures of reference indicate corresponding parts in the different figures of the drawings.

My invention relates to that class of lounges which are adapted to be converted into beds, bathing apparatus, &c.; and it consists in certain novel features, as hereinafter fully set forth and claimed, the object being to produce a simpler, cheaper, and otherwise more desirable device of this character than is now in ordinary use.

The nature and operation of the improvement will be readily understood by all conversant with such matters from the following explanation:

In the drawings, A represents the body; B, the back; C, the head-piece, and K the seat.

The back B, head-piece C, and seat K are rigidly connected together and properly upholstered, the seat being hinged at the front to the upper edge of the front portion of the body A, as shown at *a*. The body is lined with zinc, 45, to serve as a bathing-tub, being provided near the bottom at one end with an outlet-pipe, *k*, and near the top at the opposite end with an inlet-pipe, *i*.

The bottom of the zinc lining, 45, is inclined at the end of the tub nearest the inlet-pipe *i*, as shown at *m*, to form a chamber, 46, into which a door, H, opens through the end D of the body A, said chamber being designed to contain a lamp for heating the water, as hereinafter described.

An inclined guard plate or deflector, *f*, is se-

cured to the upper portion of the end D, against which the water strikes as it enters through the pipe *i* and passes in a thin sheet through the opening *g* between the lower end of said plate and the inclined portion *m* of the zinc bottom, 45, the water being heated on its passage over said inclined portion by a lamp in the chamber 46.

A lamp, J, is disposed in the chamber 46, said lamp being provided with a long wick-tube, 24, and a short wick-tube, 25, the lamp being so arranged in said chamber that the long tube will stand adjacent the door H to bring the tubes into proper relation to the inclined portion *m* of the zinc, 45. The lamp is also divided transversely by a partition, 47, to afford each wick an independent supply of oil, and thereby enable a comparatively short wick to be used in the long tube without "flooding" the wick in the short tube, and vice versa.

Secured to the bottom of the seat K there is an upholstered bed-section, G, (see Figs. 2 and 3,) and hinged at *h*, to the front edge of said section, there is an upholstered bed-section, F, provided with lugs *d*, which are hinged thereto, as shown at 74, and which may be turned back into the positions represented by the dotted lines 75, when the lounge is arranged as a lounge.

The back B is provided with a series of projections, *b*, which serve as legs to assist in supporting the seat K when the lounge is arranged either as a bed or as a bathing apparatus.

In the use of my improvement when it is desired to convert the lounge into a bed the back B is turned down until the legs *b* rest on the floor, thereby inverting the seat K and bringing the upholstered bed section G on the bottom of its seat uppermost. The lugs *d* are then moved into the position shown in Fig. 3 and the upholstered bed-section F turned down until it rests, supported by said lugs, on the top of the body A, the sections F and G being then in the same horizontal plane and constituting a bed, as shown in Fig. 2. If, now, it is desired to use the bathing-tub, the section F is turned back onto the section G, as shown in Fig. 3, thereby opening or uncovering the body A, after which water may be let into the tub and heated in a manner that will be readily understood by all conversant with such matters without a more explicit description.

When arranged in its normal position or as a lounge, the lugs *d* are turned back into the positions shown by the dotted lines 75, thereby permitting the bed *F* to pass downward into the bathing-tub or body *A* to such an extent as not to interfere with the section *G* and enable the under side of the seat *K* to rest on the top of said body. The hinge *h* is preferably composed of stout canvas, leather, or similar material and spans or covers the space between the two sections *G* *F* when they are turned down into horizontal positions side by side, as shown in Fig. 2.

Having thus explained my invention, what I claim is—

1. In a convertible lounge of the character described, the combination of the following instrumentalities, to wit: a body provided with a water-tight lining and adapted to be used as a bathing-tub, a seat hinged to the upper portion of said body and provided on its under side with an upholstered bed-section adapted to enter the upper portion of said body when the seat is closed, a back secured to one side of said seat, a head-piece secured to one end of said seat, and an upholstered bed section hinged to one side of the bed section of the seat and provided with hinged lugs adapted to engage the top of the body and support it in a horizontal position when the lounge is arranged as a bed, substantially as set forth.

2. In a convertible lounge of the character described, the combination of the following instrumentalities, to wit: a body provided with a water-tight lining and adapted to be used as a bathing-tub, a seat hinged to the upper portion of said body and provided on its under

side with an upholstered bed-section adapted to enter the upper portion of said body when the seat is closed, a back secured to one side of said seat, a head-piece secured to one end of said seat, an upholstered bed-section hinged to one side of the bed-section of the seat and provided with hinged lugs adapted to engage the top of the body and support it in a horizontal position when the lounge is arranged as a bed, said body being provided with inlet and outlet pipes for the water, substantially as set forth.

3. In a lounge of the character described, the combination of the body *A*, having the door *H*, the zinc lining, 45, disposed in said body and provided with the inclined portion *m* at one end adjacent to said door, the inlet-pipe *i*, opening into said body above the inclined portion *m*, and the guard or deflector *f*, disposed opposite the discharge-orifice of the inlet-pipe *i* over the inclined portion *m*, substantially as set forth.

4. In a lounge of the character described, the combination of the body *A*, having the door *H*, the zinc lining, 45, disposed in said body and provided with the inclined portion *m* at one end adjacent to said door, the inlet-pipe *i*, opening into said body above the inclined portion *m*, the guard or deflector *f*, disposed opposite the discharge orifice of the inlet-pipe *i* over the inclined portion *m*, and a lamp disposed in the chamber 46 beneath said inclined portion, substantially as specified.

FREDERICK RYAN.

Witnesses:

O. M. SHAW,  
E. M. SPINNEY.