

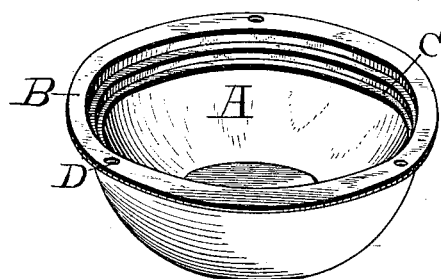
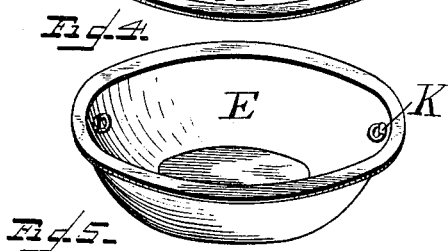
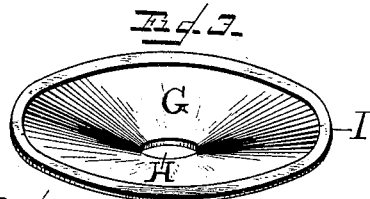
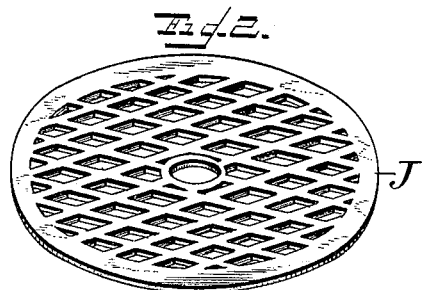
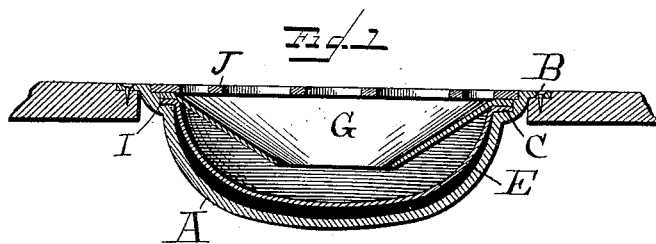
(No Model.)

J. L. O'CONNOR.

CUSPIDOR.

No. 386,217.

Patented July 17, 1888.



WITNESSES,
F. L. Ourand
Maggie Turner.

James L. O'Connor,
INVENTOR.

by Price & Stewart
Attorneys.

UNITED STATES PATENT OFFICE.

JAMES L. O'CONNOR, OF NEW YORK, N. Y., ASSIGNOR TO THE NEW YORK
IN-FLOOR-CUSPIDOR COMPANY, OF SAME PLACE.

CUSPIDOR.

SPECIFICATION forming part of Letters Patent No. 386,217, dated July 17, 1888.

Application filed July 19, 1887. Serial No. 244,774. (No model.) Patented in England October 15, 1887, No. 13,985.

To all whom it may concern:

Be it known that I, JAMES L. O'CONNOR, a citizen of the United States, and a resident of the city, county, and State of New York, have invented a new and useful Improvement in Cuspidors, of which the following description, in connection with the accompanying drawings, is a specification, like letters on the drawings representing like parts.

My invention relates to improvements in the construction of cuspidors, by means of which they are adapted for use wherever it is desirable to make a cuspidor a fixture.

The invention described in this application has been patented by me in England by Letters Patent dated October 15, 1887, No. 13,985.

The object of the improvement is to construct a cuspidor of cheap and durable pattern, that can be readily cleaned, and that will be fire-proof. I attain these objects by the mechanism illustrated in the accompanying drawings, in which—

Figure 1 represents a vertical section of the cuspidor; Fig. 2, the grating. Fig. 3 is the funnel or shield. Fig. 4 is a perspective view of the cuspidor-pan. Fig. 5 is a perspective view of the fire-proof pan.

Similar letters refer to similar parts throughout the several views.

The fire-proof pan A, (shown in Fig. 5,) I prefer to make of cast-iron, as it is intended to give security against fire caused by matches, cigars, &c., being thrown into the cuspidor when the removable cuspidor-pans have been removed. It is provided with a flange, B, made integral with the pan, so as to permanently close the aperture in the floor by a single piece of fire-proof material that is designed to rabbet with the edge of a hole in the floor prepared to receive it, and to be secured thereto by screws passing through holes D D. It is also rabbeted on the inside edge at C.

The cuspidor-pan E, as shown in Fig. 4, is made of light metal and provided with flange F and handles K. This rests upon the lower rabbet of the fire-proof pan. The funnel G,

of which H is the aperture, as shown in Fig. 3, is made shallow and of light metal, usually galvanized or enameled, or of copper, and provided with a flange, I, which is designed to rest upon the flange F of the cuspidor-pan E.

The grating J, as shown in Fig. 1, is made of cast metal, and is designed to fit in the upper rabbet of the fire-proof pan and rest flush with the floor.

It will be observed that the operation of my improvement is very simple. All the parts being in position, the cuspidor is ready for use. When it becomes desirable to change the same, the grating and disk will be removed, when the cuspidor-pan can be lifted out and emptied and the parts placed again in position.

I am aware that previous to my invention cuspidors have been made designed to be placed in the floors as fixtures, provided with a cuspidor-pan and grating, and therefore I do not claim such combination broadly. Nor do I desire here to secure any claim to a cuspidor-sink provided with means for the escape of the contents thereof, as I have made a separate application for Letters Patent for an improvement in that class of cuspidors, filed May 14, 1887, Serial No. 244,775; but

What I claim as my invention, and desire to secure by Letters Patent, is—

1. The combination, with the fire-proof pan A, projecting below the floor and provided with an integral supporting-ring flush with the floor, of the removable cuspidor-pan E, funnel G, and grating J, substantially as described.

2. The combination, with the fire-proof pan A, protruding below the floor and provided with an integral supporting-ring flush with the floor, of the removable cuspidor-pan E, substantially as described.

In testimony whereof I have signed my name in the presence of two subscribing witnesses.

JAMES L. O'CONNOR.

Witnesses:

E. T. THOMAS,
ALBERT HENSEL.