

C. L. DOLL.

COMMODORE, EARTH CLOSET, OR SIMILAR APPLIANCE.

No. 386,578.

Patented July 24, 1888.

Fig. 1.

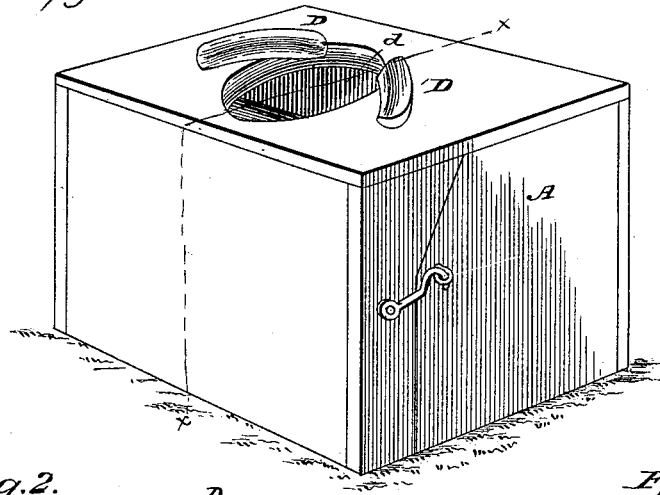


Fig. 2.

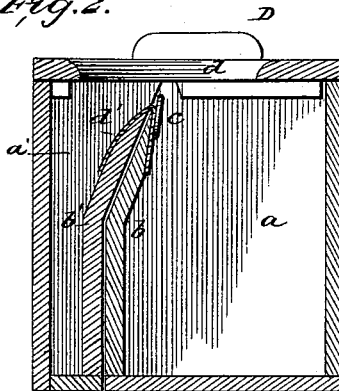


Fig. 3.

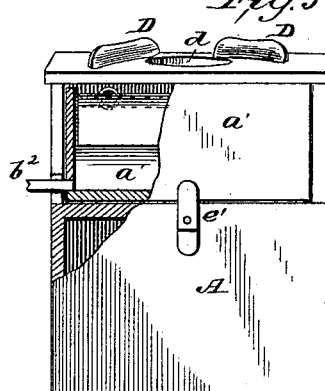
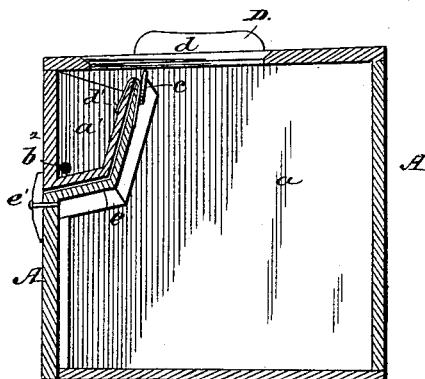


Fig. 4.



WITNESSES:

W. R. Davis.
C. Sedgwick.

INVENTOR:

C. L. Doll.

BY

Munn & Co.

ATTORNEYS.

C. L. DOLL.

COMMODE, EARTH CLOSET, OR SIMILAR APPLIANCE.

No. 386,578.

Patented July 24, 1888.

Fig. 5.

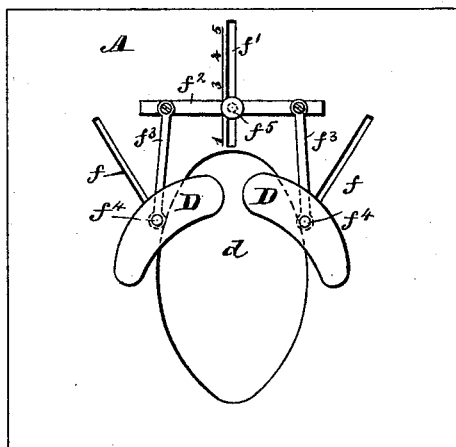


Fig. 6.

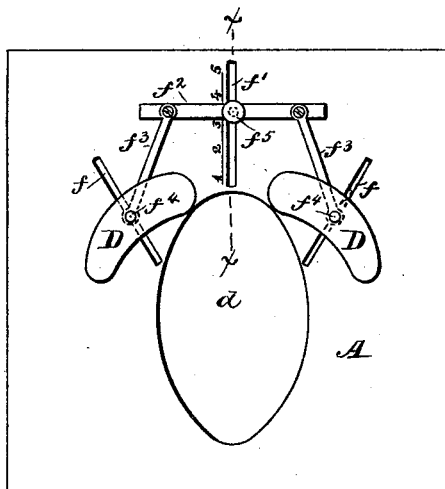


Fig. 7.

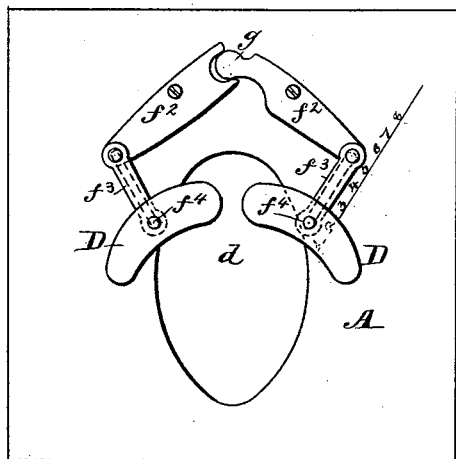


Fig. 8.

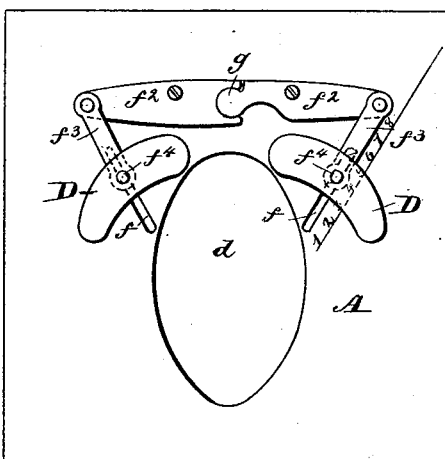
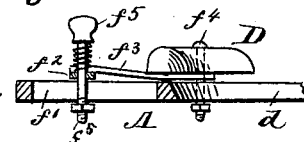


Fig. 9.

WITNESSES:
George Binkenburg.
C. Sedgwick.



INVENTOR:
C. L. Doll,
BY *Munn & Co.*
ATTORNEYS.

UNITED STATES PATENT OFFICE.

CHARLES L. DOLL, OF ST. JOSEPH, MISSOURI.

COMMODE, EARTH-CLOSET, OR SIMILAR APPLIANCE.

SPECIFICATION forming part of Letters Patent No. 386,578, dated July 24, 1888.

Application filed May 18, 1887. Serial No. 238,598. (No model.)

To all whom it may concern:

Be it known that I, CHARLES L. DOLL, of St. Joseph, in the county of Buchanan and State of Missouri, have invented new and useful Improvements in Commodes, Earth-Closets, and Similar Appliances, of which the following is a full, clear, and exact description.

My invention is an improvement in the class of commodes or earth-closets having two receptacles—one for urine the other for feces.

The invention consists in the construction and combination of the several parts, as will be hereinafter fully set forth, and pointed out in the claims.

Reference is to be had to the accompanying drawings, forming a part of this specification, in which similar letters of reference indicate corresponding parts in all the figures.

Figure 1 is a perspective view of a commode specially adapted for use by the female sex. Fig. 2 is a central vertical section through line *xx* of Fig. 1. Figs. 5 and 6 are illustrations of the application of adjustable guides for the female sex in different positions, and Figs. 7 and 8 are modifications of the same. Fig. 9 is a transverse section through Figs. 5 and 6.

In carrying out the object of the invention a receptacle is illustrated in Figs. 1 and 2 specially adapted for the female sex, but which may also be used by the male sex. The said complete receptacle A is preferably rectangular in form, but may be of any desired form, and may be inclosed within an outer receptacle, if desired, in which event it is not provided with a top. When used alone, as shown, the top or seat D, which is detachable, is employed in direct connection with the body. The body or receptacle A is divided into two independent compartments, *a a'*, which is effected by parallel and engaging partitions *bb'*, being made to extend upward and then inclined rearward near the front of the body, the partition *b* forming the front wall of the compartment *a* and the partition *b'* the rear wall of the smaller compartment, *a'*, the two compartments being held in contact by means of hooks and eyes at each side, as shown in Fig. 1.

The partitions *b b'* are adapted to extend upward near the top of the receptacle or body A and from side to side, and are retained in

connection at the top by means of a triangular metal shield, C, adapted for insertion over the beveled top of said partitions, which shield is unattached and provided with handles *c*, whereby it may be disengaged when found desirable. The compartment *a* is adapted to receive the feces and the compartment *a'* the water or urine. In order to position the body of a female so that the excrements will, upon passing from the person, be directed without fail to the proper compartment, guides D are attached at each side of the usual aperture, *d*, in the seat, near the rear of said aperture, consisting of molding anatomically shaped, whereby persons of average size are enabled to take without need of calculation their position each time in the exact place. For children of the female sex special seats or adjustable guides may be made; or the guides may be pivoted and thereby be made adjustable to accommodate large and small. The partitions *b* and *b'* and shield are adapted to form a straight horizontal line from side to side of the body.

The partition-walls and shield in practice do not exceed one-eighth of an inch in thickness on their upper edge, at which point they form, as aforesaid, an inclined plane, *d'*, toward the front, which inclination is essential for use of the female sex, even when both receptacles are stationary, as shown in Fig. 3, so that the feces may not come in contact with the upper part of the inside of the partitions. These partitions may project upward near the top of the vessel as far as practicable without danger of coming in contact with the person. When the receptacle is intended to be without a commode, as shown, the above description of the partitions is correct. When, however, the body is intended to be used with a commode, the guides being upon the seat of the commode, the partitions may extend flush with the top of the body.

To cleanse the receptacle A the shield is removed and the hooks unlatched, whereupon each compartment may without trouble be removed.

In Figs. 3 and 4 a modified form of Figs. 1 and 2 is illustrated adapted for use especially by females. In this construction the feces-compartment *a* occupies nearly the entire por-

tion of the body A. In the upper front side of the body an angular rearwardly-inclined recess, *e*, is provided, the rear wall, *b*, of which is beveled off at the rear and top. Within this recess a trough-like urine receptacle, *a'*, having a perpendicular front and a bottom and rear conforming to the recess *e*, is detachably held by a button, *e'*, fastened to the body at the front, and the usual detachable shield, C, sliding over the partitions *b b'*.

The receptacle *a'* is made to incline toward one end, and is thereby provided with an outlet or waste pipe, *b''*. The usual guides, D, are provided the apertured top.

In Figs. 5 and 6 adjustable guides D are shown, Fig. 5 illustrating the position for a person having a small buttock, and Fig. 6 the position of the guides to accommodate a person of large size.

At each end of the seat-opening *d* slots *f* are provided in alignment with the rear corner of the seat A, and immediately to the rear a horizontal rearwardly-extending slot, *f'*, is cut, at one side of which slot numerals are produced, commencing with 1, which represent the various sizes of the buttock of different persons, 1 indicating the smallest size.

In the slot *f'* a bar, *f''*, is held to slide by means of a spring-actuated bolt, *f'''*, passing through said bar and sliding in said slot *f'* to the ends of the said bar *f''* by means of pivoted connecting-rods *f''''*. The guides D are united to the said connecting-bars, and at their pivotal connections with the guides are provided with a bolt, *f'''''*, adapted to slide in the slots *f*. Thus a person taking a seat carries the guides by means of the bolt *f''''* in contact with the person, and, noticing the number at which the

bar *f''* stops, may at all times thereafter set the gage properly before taking a seat.

In Figs. 7 and 8 the cross piece or bar *f''* is made in two parts, each pivoted to the seat and working in unison through a ball-and-socket joint, *g*, the numbers in this case being placed at one side of the slots *f*. Both guides may be operated by the pivotal bolt *f''''* of one guide, being made spring-actuated and provided with a handle, as in Fig. 5.

Having thus fully described my invention, I claim as new and desire to secure by Letters Patent—

1. In a commode, earth-closet, or similar appliance, the combination, with the body thereof, divided into two compartments, one for the urine and one for the feces, of a detachable metal shield inclined rearward and extending from side to side of the body beneath the seat-aperture, uniting the partitions of the two compartments, and guides formed each side of the seat-aperture, substantially as shown and described, and for the purpose herein set forth.

2. The combination, with the closet-seat having an opening, as specified, of the guides D D, which are arranged in rear of said opening and adjustable toward or from it, as shown and described.

3. The combination of the adjustable guides D D, rods *f'''*, and bar *f''* with the seat having opening *d* and slots *f f f'*, as shown and described.

CHARLES L. DOLL.

Witnesses:

CHARLES W. BROWN,
JAMES M. HALL.