

(No Model.)

C. P. YOUNG & J. H. THOMAS.
CIGAR CUTTER.

No. 386,733.

Patented July 24, 1888.




Fig. 2.

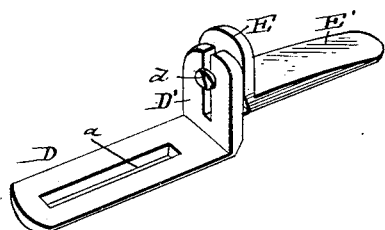


Fig. 3.

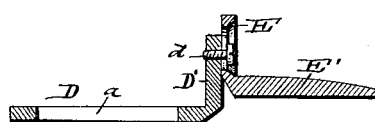
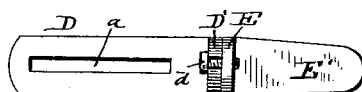


Fig. 4.



WITNESSES:

Jno. S. Finch Jr.
C. A. Davis.

INVENTORS:

Chas. P. Young & J. H. Thomas.
By C. M. Alexander.
Attorney.

UNITED STATES PATENT OFFICE.

CHARLES P. YOUNG AND JOHN H. THOMAS, OF YORK, PENNSYLVANIA.

CIGAR-CUTTER.

SPECIFICATION forming part of Letters Patent No. 386,733, dated July 24, 1888.

Application filed May 23, 1888. Serial No. 274,802. (No model.)

To all whom it may concern:

Be it known that we, CHARLES P. YOUNG and JOHN H. THOMAS, citizens of the United States, residing at York, in the county of York and State of Pennsylvania, have invented certain new and useful Improvements in Cigar-Cutters, of which the following is a specification, reference being had therein to the accompanying drawings.

Our invention is designed to provide cigar-butt cutting or trimming machines with an extremely simple attachment whereby the machine may be readily adapted for trimming cigars of various sizes and shapes so that the ends thereof may always be cut off perfectly square and even, whatever the dimensions of the cigar may be; and it consists in certain novel features of construction, that will be fully hereinafter described, and particularly pointed out in the claim.

Referring to the accompanying drawings, Figure 1 represents a perspective view of a cigar-cutter provided with our attachment; Fig. 2, a detail perspective view of the attachment; Fig. 3, a sectional view of the same, and Fig. 4 a plan view thereof.

In these drawings, the letter A designates the base of the machine, provided with the usual throat-plate, B, and cutting device at one end thereof, and the longitudinal cigar groove or trough C. Secured adjustably in this groove is a gage-plate, D, having its lower surface preferably rounded to fit the said groove, and provided with a longitudinal slot, *a*, through which is passed the securing-screw *b*, this screw being adapted to enter suitable screw-threaded apertures, *c*, in the base. By means of this screw the gage-plate may be secured at any desired point along the groove C, as is evident. Formed integral with the said gage D, and rising vertically from its forward end, is a vertically-slotted extension or standard, D', and secured adjustably to the face of this portion D' by means of a set-screw, *d*, is a plate, E, the said set-screw passing through

the vertical slot in the standard D' and tapped into the plate E, as shown. Formed integral with the said plate E and projecting forwardly from it is a rest, E', the upper face of this rest being preferably forwardly inclined and its under side rounded to fit the groove C. By means of this adjustable rest E' the center line of the cigar may be kept parallel with the base A, thus insuring at all times a square and even cut whatever be the shape or dimensions of the cigars being trimmed. For a thick cigar the rest would have to be lowered, and vice versa.

When the cigars are placed in the groove, the tip ends of the same rest upon the rest E' and abut against the plate E, thus not only determining their length, but insuring their being cut off square.

It is evident that we may adjustably secure the plate E to the standard D' by the means shown in Fig. 3, instead of the way we have shown in the other figures, without departing from our invention. In this figure we have formed the vertical slot in the plate E and tapped the set-screw *d* into the standard D'.

Having thus fully described our invention, what we claim as new, and desire to secure by Letters Patent, is—

The combination, with a longitudinally-slotted gage-plate, D, provided with a vertically-slotted extension, D', at its forward end, of a vertical plate, E, provided with a forwardly-extending lip, E', and a set-screw, *d*, for adjustably attaching the said vertical plate E to the face of the vertical extension D', the set-screw passing through the vertical slot in the extension and tapped into the plate E, substantially as described.

In testimony whereof we affix our signatures in presence of two witnesses.

CHARLES P. YOUNG.
JOHN H. THOMAS.

Witnesses:

C. D. DAVIS,
CHAS. D. JOST.