

(No Model.)

W. DIEBEL.
ADVERTISING NOVELTY.

No. 386,773.

Patented July 24, 1888.

FIG. 1.

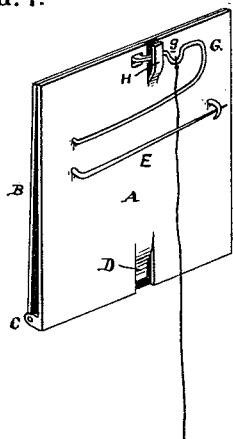


FIG. 2.

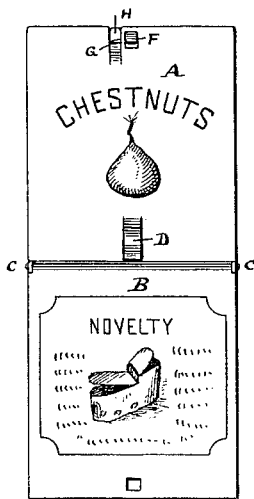
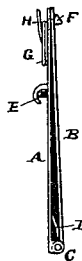


FIG. 3.

Attest:

Henry D. Dwyer
Notary Public

Inventor:

William Diebel.
By *Wm. Diebel*

UNITED STATES PATENT OFFICE.

WILLIAM DIEBEL, OF PHILADELPHIA, PENNSYLVANIA.

ADVERTISING NOVELTY.

SPECIFICATION forming part of Letters Patent No. 386,773, dated July 24, 1888.

Application filed November 22, 1887. Serial No. 255,971. (No model.)

To all whom it may concern:

Be it known that I, WILLIAM DIEBEL, of the city and county of Philadelphia, and State of Pennsylvania, have invented an Improvement in Advertising Novelties, of which the following is a specification.

My invention has reference to novelties especially adapted to advertising, and in this case particularly known as the "surprise-shield;" and it consists in certain improvements, all of which are fully set forth in the following specification and shown in the accompanying drawings, which form part thereof.

The object of my invention is to form a shield with a hinged or movable face which, when dropped down or away from the base or back of the shield, will expose the interior surfaces, upon which may be stamped, printed, or otherwise affixed a slang expression, such as "Chestnuts," "Rats," "Talked to death," &c., and upon the other surface a suitable advertisement may be placed. It will be thus seen that while the shield can be used to express the slang feelings of the individual to create merriment, the device can also be made to subserve a useful purpose by way of an advertisement. The hinged parts of the shield are forced apart by a spring of simple construction, and when closed the movable part is retained in such position by a snap or catch, which may be operated by a cord extending to a distant part of the wearer. The shield is adapted to be attached to the wearer by a safety pin or hook of any suitable construction.

The minute details of construction here shown are not to be taken as limitations of my invention, as they may be modified in many ways without departing from the spirit of the invention.

In the drawings, Figure 1 is a perspective view of a surprise-shield embodying my invention, looking from the back. Fig. 2 is a side elevation of same, and Fig. 3 is a front view of the shield open.

A is the back portion, which is provided with a safety-pin, E, or other contrivance, as a hook, for attaching it to the wearer.

B is the front or movable part, which is preferably connected to the back A at C by a hinge-joint, and is thrown open by a spring, D, preferably stamped up from the back A.

F is a snap hook or catch, which, as shown, is of a bent wire, G, united to the back and guided by the bent strip H of same. A cord, I, may be connected to the bend *g* of this wire G and extend to any part of the wearer, so as to be operated while unobserved. The face of the back A is provided with some slang expression, as set forth, which may be affixed to or formed on it in any manner desired, and the inner face of the shield part B may be made to hold or form an advertisement for a business operation. It is evident that the matter on these faces may be transposed or either of them left off, though the device is more advantageous when used for both purposes. The main idea is to expose to view at the proper time a striking expression, which will attract attention, and when so attracted the attention must involuntarily perceive the advertisement also; and any other means may be used to cause the front or movable part to fall to expose the words or characters on the back part or shield without departing from my invention. Thus the front or movable part may be pivoted at the bottom to the shield and allowed to fall to the right or left about this pivotal point, or it may be allowed to slip down from before the shield.

Having now described my invention, what I claim as new, and desire to secure by Letters Patent, is—

1. In a surprise-shield, a base-plate and a movable plate or cover loosely connected thereto, in which the covered face or faces of the said plates are formed with words or characters which it is desired to suddenly expose to the eye by causing the said movable plate, when the shield is open, to lie in a plane parallel to that of the base-plate, in combination with a lock or catch for holding the two parts one in front of the other.

2. In a surprise-shield, a base-plate and a movable plate or cover loosely connected thereto, and in which the covered face or faces of the said plates are formed with words or characters which it is desired to suddenly expose to the eye, in combination with a lock or catch for holding the two parts one in front of the other, and a string connecting with said lock or catch, whereby it may be operated from a distance.

3. In a surprise-shield, a base-plate and a movable plate or cover loosely connected thereto, in which the covered face or faces of the said plates are formed with words or characters which it is desired to suddenly expose to the eye, in combination with a lock or catch for holding the two parts one in front of the other, a string connecting with said lock or catch, whereby it may be operated from a distance, and a spring to forcibly separate said plates when the string is pulled.

4. The combination of the back plate, A, having means for attachment to the wearer, a front plate, B, hinged thereto at the bottom, a catch to hold said front plate up against the back plate, and striking words or characters upon the faces of one or both of said plates, which words or characters on the back plate are normally concealed by said front plate, but

are exposed to view by causing said front plate to move to a plane parallel to that of the back plate.

5. The combination of the back plate, A, having means for attachment to the wearer located on its back, a front plate, B, hinged thereto at the bottom, a catch to hold said front plate up against the back plate, and striking words or characters upon the faces of one or both of said plates, a spring to force said plates apart, and a string connecting with said catch, whereby it may be operated from a distance.

In testimony of which invention I hereunto set my hand.

WILLIAM DIEBEL.

Witnesses:

R. M. HUNTER,
RICH'D. S. CHILD, Jr.