

(No Model.)

T. P. HEINEMANN.
SIGN, ADVERTISING CARD, &c. .

No. 386,780.

Patented July 24, 1888.

FIG. 1.

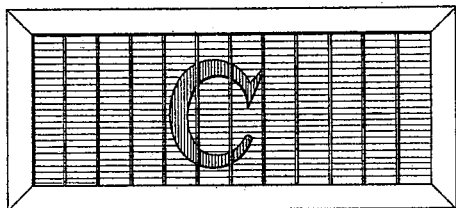


FIG. 2.

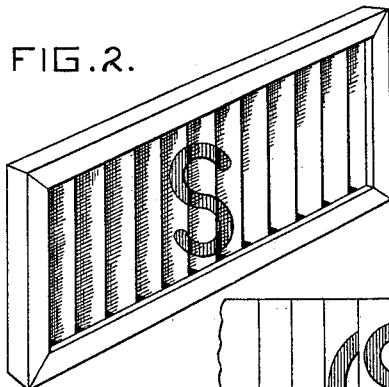


FIG. 3.

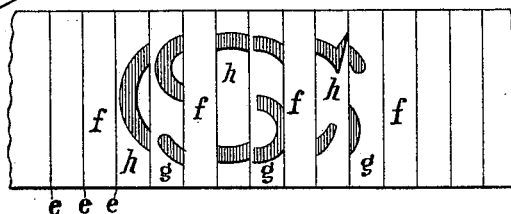


FIG. 4.

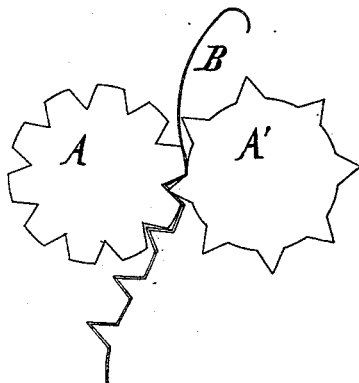


FIG. 5.

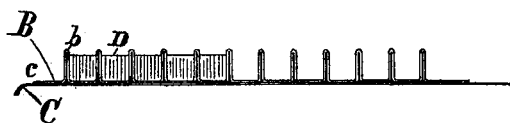


FIG. 6.



FIG. 7.



Witnesses,
Frank L. Millward
E. G. Gory.

Inventor,
Theodore P. Heinemann
By his Attorney George Murray.

UNITED STATES PATENT OFFICE.

THEODORE P. HEINEMANN, OF CONNERSVILLE, INDIANA, ASSIGNOR OF
ONE-HALF TO FRANCIS T. ROOTS, OF SAME PLACE.

SIGN, ADVERTISING-CARD, &c.

SPECIFICATION forming part of Letters Patent No. 386,780, dated July 24, 1888.

Application filed August 18, 1887. Serial No. 247,241. (No model.)

To all whom it may concern:

Be it known that I, THEODORE P. HEINEMANN, a citizen of the United States, and a resident of Connerville, in the county of Fayette and State of Indiana, have invented certain new and useful Improvements in Signs, Advertising-Cards, &c., of which the following is a specification.

My invention relates to variable signs and the means for producing the same. Its object is a cheap sign or card for advertising purposes.

The invention will be first fully described in connection with the accompanying drawings, and then particularly referred to and pointed out in the claims.

Referring to the drawings, in which like parts are indicated by similar reference-letters wherever they occur throughout the various views, Figure 1 is a front elevation of my sign. Fig. 2 is a perspective view of the same. Fig. 3 is a plan view of the blank from which my sign is folded. Fig. 4 represents in end view a pair of rolls for preliminarily crimping the sheet preparatory to preparing the design. Fig. 5 is an edge elevation of the folded blank, showing the first step in the preparation of the blank for receiving the design. Fig. 6 is a similar view showing the blank folded for the second step, and Fig. 7 shows the blank folded for the last step in the preparation of the design.

Signs of this character heretofore made have been formed of an ordinary sign-board having a number of wood or metal strips placed at right angles to the base or sign-board, on one side of the slats having one set of characters or designs upon them, the opposite sides different characters or designs, while the spaces on the board between the slats were painted in still different characters or designs. These signs are very attractive, but quite expensive. I have contrived a means by which the three different characters or designs may be printed by any of the well-known processes at one operation upon a straight sheet, and then by folding the sheet upon predetermined lines and securing the folded sheet in position by any well-known means the sign is completed. The particular designs being once obtained by any process, they can rapidly be duplicated, and very cheap

and attractive advertising signs or cards produced.

The first step in my process is to take a thin sheet of paper of the proper width of the desired sign or card, and flute or crimp it in the form of the proposed sign. One means of doing this is by the rolls A A', Fig. 4. The sheet B is first passed through these rolls and afterward pressed to the form shown in Fig. 5. This is readily done by first placing a strip of paper, C, upon a table or board, then uniting the two strips at the ends—say at *c*. The strip B is then folded, forming the ribs *b*, using for this purpose, for convenience, blocks or strips D, until the sign-blank has been formed of the proper length. Then the ribs *b* are pressed down to one side, as seen in Fig. 6, and the letters or characters which are to form the design or sign when looking from the right are drawn or painted the same as if they were to appear upon the flat surface. They will appear the same when looking from the right of the sign when the ribs *b* are erected at right angles to the base, as in Fig. 5. The ribs *b* are then turned to the right, describing half a circle, and the design or characters which are to appear when looking from the left are drawn or painted. After this operation the strips B are straightened out and the ribs *b* reversed, as seen in Fig. 7, and for convenience folded down flat, as seen at *b'*. Upon the flat upper surface opposite the ribs and upon the spaces *h*, which now form a practically-continuous surface, the design or sign, which is to show when standing directly in front of the sign, is drawn or painted. After this is completed, the strip B is straightened out, as seen in Fig. 3. I then have the design for making the block or matrix from which the strips are to be printed to form the particular sign, which strips, when folded upon the lines *c*, will give the triplicate sign or card. This design may be placed upon a lithographic stone, or type, or matrix, or it may be made in any well-known way. It should be understood, when referring to Fig. 3, that I have only shown the two letters C and S, S being to show when standing to the left of the sign, and C to show when standing directly in front of it. For clearness, the third letter is not shown; but the spaces for it are left blank, and are indicated by *f*.

If an electroplate is made for printing the blank strip B for the proposed sign, I prefer to leave the lines *e* standing up sharp, as when the strip is printed these sharp edges will define the lines upon which the blank is to be folded.

As these signs are principally intended for cheap advertising-mediums to be hung up in stores, those I have made have been constructed of paper or similar fibrous material, and I prefer to form the sign, after the blank is lithographed or printed, in the following manner: I form or fold the material, as shown in Fig. 5; then paste a strip of paper or cloth, as C, entirely across the bottom of the sign, and afterward frame it, as seen in Figs. 1 and 2. If the sign is intended for outside use, it is better to form it out of light sheet metal, or, if formed of paper or similar fibrous material, then they should be varnished or coated with some water-proof material.

What I claim, and desire to secure by Letters Patent, is—

1. The sign-blank hereinbefore described, having the folding lines *e*, and having the three characters or designs printed thereon, one on the spaces *f*, another on spaces *g*, and the third on spaces *h*, so that when the blank is folded the three will show, each from a different position, substantially as described.

2. The improved sign hereinbefore described, consisting of the sheet B, folded to form the ribs *b*, and having the spaces between the ribs and the opposite sides of the ribs painted or ornamented in the manner set forth.

THEODORE P. HEINEMANN.

Witnesses:

GEO. W. FLEMING,
G. C. FLOREA.