

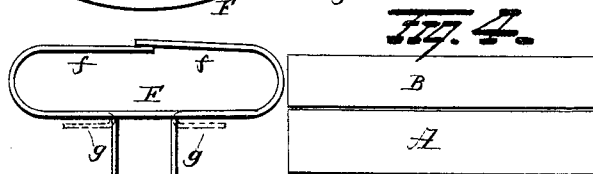
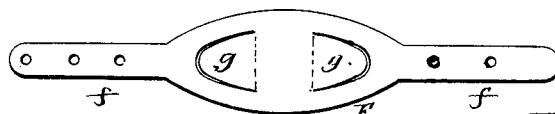
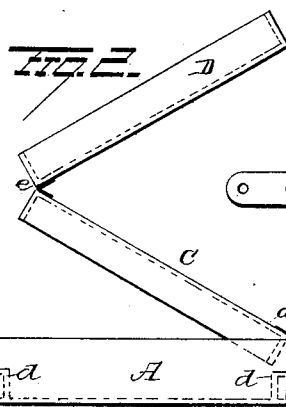
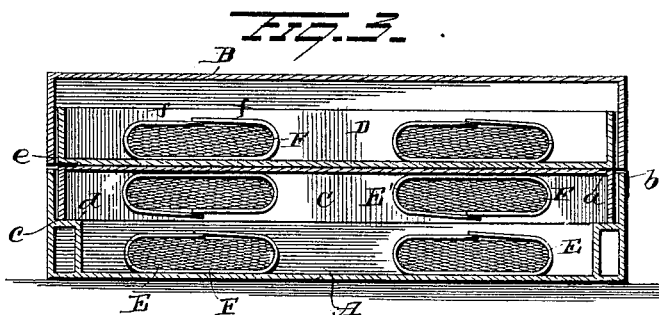
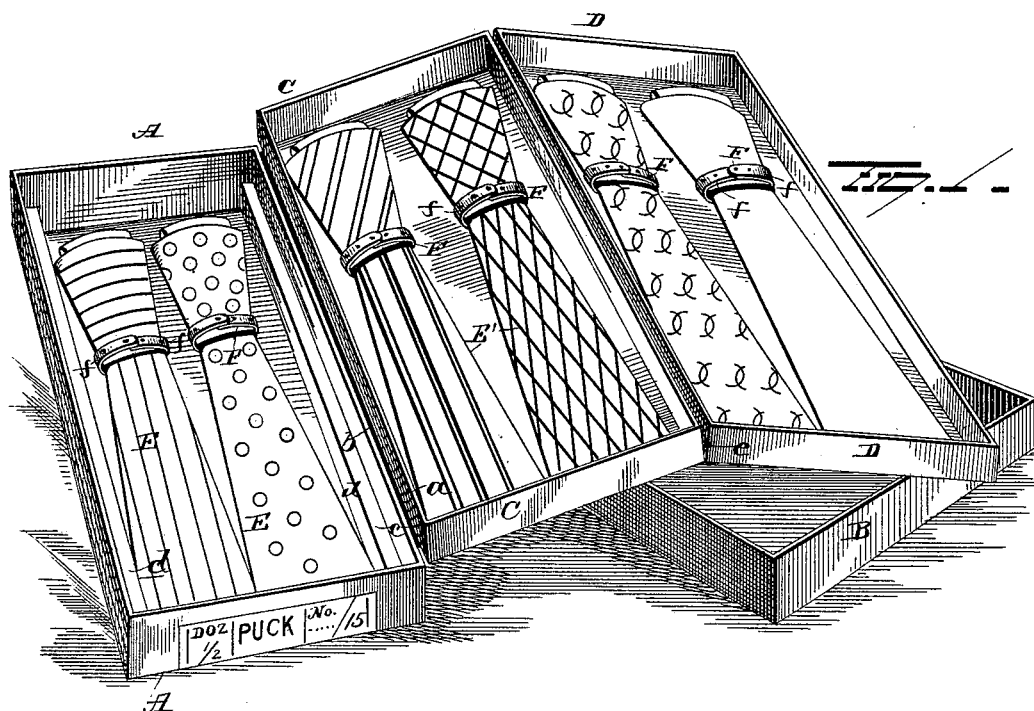
(No Model.)

J. H. FLEISCH.

PACKING AND DISPLAY BOX FOR NECK WEAR.

No. 386,807.

Patented July 31, 1888.



Witnesses
G. F. Downing
S. G. Nottingham

W.S.

By his Attorney

K. A. Symon.

Inventor

Inventor
J. H. Fleisch

UNITED STATES PATENT OFFICE.

JACOB H. FLEISCH, OF NEW YORK, N. Y.

PACKING AND DISPLAY BOX FOR NECK-WEAR.

SPECIFICATION forming part of Letters Patent No. 386,807, dated July 31, 1888.

Application filed April 13, 1888. Serial No. 270,515. (No model.)

To all whom it may concern:

Be it known that I, JACOB H. FLEISCH, of New York, in the county of New York and State of New York, have invented certain new and useful Improvements in Improved Packing and Display Boxes for Neck-Wear; and I do hereby declare the following to be a full, clear, and exact description of the invention, such as will enable others skilled in the art to which it appertains to make and use the same.

My invention relates to an improvement in packing and display boxes used to hold and exhibit neckties or similar articles.

The object of my invention is to provide a pasteboard or wooden box for the retention in spaced position of neck-wear, which will also serve to exhibit a number of such articles prominently, the box unfolding to expose by extension of interior connected trays a series of neckties arranged thereon and secured temporarily thereto.

With these objects in view my invention consists in certain features of construction and combinations of parts, which will be hereinafter described, and pointed out in the claims.

Referring to the drawings, Figure 1 is a view in perspective of my improved packing and display box with neckties in position therein. Fig. 2 represents an end view of the box in nearly closed adjustment of its trays, with the lid removed. Fig. 3 is an end elevation, in section, of the box and contained trays with its lid in place on it. Fig. 4 represents the box closed. Fig. 5 is a view of one of the attaching-clips.

A is the body of the box proper, and B its lid. These are preferably made of pasteboard of sufficient thickness to insure strength and ability to resist a reasonable amount of rough usage. The box with its lid is best suited for its use if made rectangular, as shown, the depth being sufficient to afford room for display-trays, which will now be described.

There are two trays, C D, of equal size, which is such relatively that they may be neatly inserted within the outer shell or box, A. The trays C D are of equal depth, which is proportioned to the thickness of neck-wear to be secured within them that such articles will not be improperly compressed. One lower side edge, *a*, of the tray C is hinged by a stout muslin strip, *b*, or other preferred means to the ad-

jacent side edge of the box A, this tray being inverted, so that the neckties *E*, secured within it, will be supported slightly in contact with or near to similar ties, *E*, which are removably attached to the inner surface of the box A. Upon the opposite lower side, *e*, of the tray C the mating edge of tray D is hinged or flexibly joined to permit a swinging movement of these attached parts, the tray D being thus adapted to fold upon the tray C and have its outer lower face in contact with the similar bottom surface of the tray C, the hinge-joint between these trays being made of any suitable material sufficiently flexible for the purpose. The side walls of the tray C are of such a proper depth in proportion to the whole depth of the box A that when said tray is folded within the box its free edges *c* will abut upon the offset projections *d*, which latter rest upon the bottom of the box A, and thus provide a stable support for the tray C, as well as the superimposed tray D when these are folded together.

Within the box A and connected trays C D the clips F are secured. These are arranged at spaced intervals, and consist of sheet-metal strips stamped into form to afford clamping-fingers *f*, that may be bent over the necktie at proper points, so as to support them in line and permit their ready removal by straightening the bent fingers sufficiently to release a tie when it is to be withdrawn from the box or a tray.

The clips F have tongues *g* stamped out of the sheet-metal body of each, said tongues being sufficiently spaced apart on each clip to allow them to enter slits made through the bottoms of the trays and box A and be folded or clinched against the opposite side of said bottoms, so as to retain them in aligned position thereon. Any convenient number of these trays may be employed, the box A being suitably increased in depth to accommodate any addition to the number of the trays herein named, which, together with the box proper, will hold six neckties and show them to advantage. This size may be preferred, as it is convenient to handle and arrange for a display of the neck-wear it contains.

The packing-box just described is particularly available for the display of neck-wear in bulk in windows of retail merchants or on their

counters, as by unfolding the trays C D after the lid B is removed the ties will be attractively exposed to view, and the box with attached trays may be set upright in a zigzag position, so as to remain otherwise unsupported to show their contents.

I do not wish to restrict myself to the exact form of construction of the clips F or the box and trays, as slight modifications of form may be made within the scope of my invention; but,

Having fully described my invention, what I claim as new, and desire to secure by Letters Patent, is—

1. The combination, with a box having a removable lid, of a series of trays connected together at their adjacent side edges, one of said trays being hinged at one side edge of the box, whereby the trays can be folded one upon another within the box, substantially as set forth.

2. The combination, with a box, a series of

trays hinged together at their adjacent edges, so as to be folded one upon another, one of the end trays being hinged to the side of the box, of a retaining-clip attached to the bottom of each tray and to the bottom of the box, substantially as set forth.

3. The combination, with a rectangular box having shoulders therein and a series of trays hinged together at their adjacent side edges, one of the end trays being hinged to one side edge of the box, so that the trays can be folded one upon another within the box, of clips secured to the trays and box, substantially as set forth.

In testimony whereof I have signed this specification in the presence of two subscribing witnesses.

JACOB H. FLEISCH.

Witnesses:

S. STEINHEIMER,
CHAS. SILVER.