

(No Model.)

H. A. BROOKS & W. D. BALDWIN.
COMBINED EGG PACKING CRATE AND TESTER.

No. 418,107.

Patented Dec. 24, 1889.

Fig. 1.

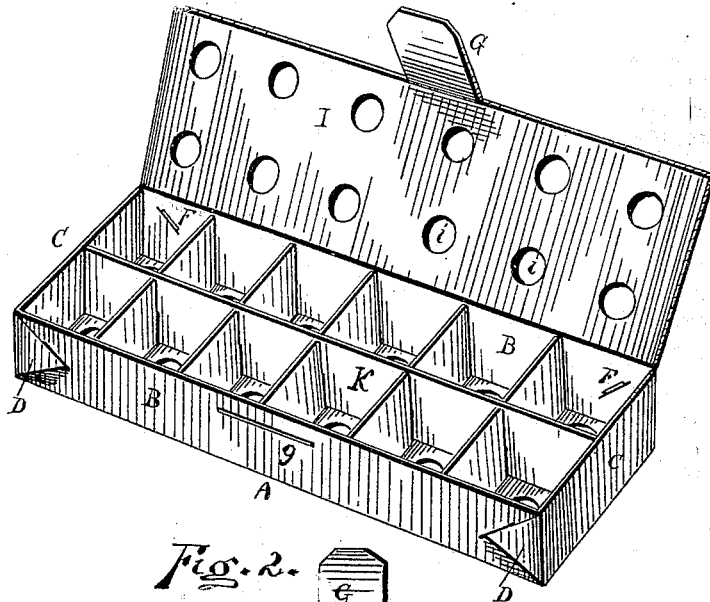
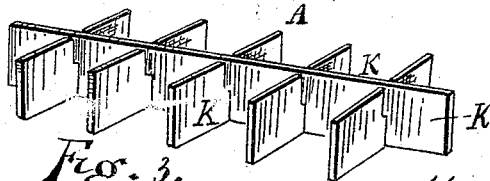
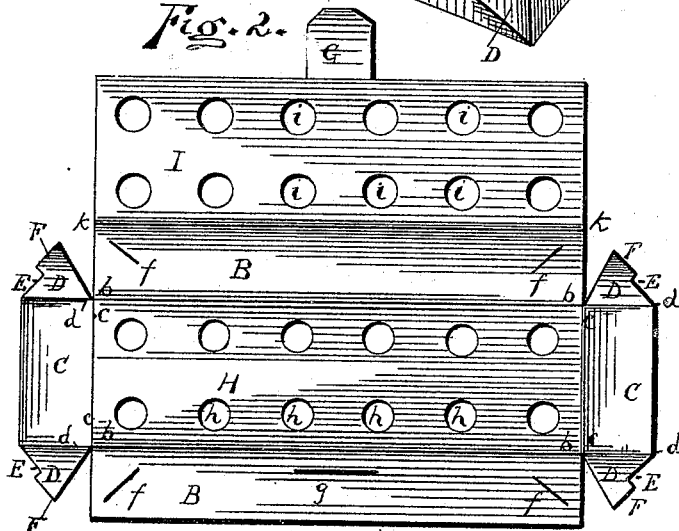


Fig. 2.



Witnesses:
M. P. McKee.
C. W. Johnson.

Fig. 3.

Inventors:
Harvey A. Brooks
Wm. D. Baldwin
By W. A. Bartlett
att'y

UNITED STATES PATENT OFFICE.

HARVEY A. BROOKS AND WILLIAM D. BALDWIN, OF GROTON, NEW YORK.

COMBINED EGG PACKING CRATE AND TESTER.

SPECIFICATION forming part of Letters Patent No. 418,107, dated December 24, 1889.

Application filed September 3, 1889. Serial No. 322,869. (No model.)

To all whom it may concern:

Be it known that we, HARVEY A. BROOKS and WILLIAM D. BALDWIN, both residing at Groton, in the county of Tompkins and State

of New York, have invented certain new and useful Improvements in Egg Packages or Crates, of which the following is a specification, reference being had therein to the accompanying drawings.

This invention relates to packing crates or boxes for the transportation of eggs, fruit, &c., in which the pieces are to be confined in separate compartments.

The object of the invention is to produce a packing box or crate which may be sold with the articles—say a dozen of eggs—in which the eggs or articles may be inspected without opening the crate, and which will be strong, cheap, and light in construction and neat in appearance.

Figure 1 is a perspective view of the crate or box open. Fig. 2 is a plan of the blank which is folded to form the box, and Fig. 3 is a perspective of the partitions detached.

A indicates the blank for the body of the box or crate, which is usually of pasteboard and is folded on the lines *b b*, so that the sides B B may be turned up, and on the lines *c c*, so that the ends C C may turn up. The end pieces C C have flaps or wings D D, and these flaps are cut away at E E, leaving extensions F F, which extensions, when the box is folded, pass through slots *f f* in the blank and lock the corners, forming a box, as shown in Fig. 1. The top folds over on the line *k k*.

The bottom H and the top I of the box have perforations *h h* and *i i*, which, when the box is closed, are in line or register with each other, so that if an egg be placed in the box with one end in the hole *h* the other will enter a corresponding hole *i* in the cover.

The box is separated into compartments by

partition-strips K, which are halved together in a manner well-known in this art.

When closed, the cover is held down by flap G of the cover passing into slot *g* of the box-front.

The blank A is in a single piece and there is not any waste in the cutting. The flaps D, which fold on the lines *d d*, bend around the corners to the front and rear of the box and make a good finish, and the projection F, which enters slot *f*, holds the box-corner closed with considerable strength.

The box as a whole is inexpensive, but makes an attractive case, and can be sold with the contents. Eggs stored in the box or crate may be inspected by turning one side of the box toward the light and looking from the other direction. Fruit will be visible through the holes.

The boxes will preferably hold a dozen eggs, and may be packed in large boxes for transportation. The packages of a dozen may be sold without opening, as the eggs can be thoroughly inspected without removal.

What we claim is—

The egg-crate described, consisting of the box having sides, ends, cover, and flap composed of a single piece, the corners being secured by projections on the ends entering slots in the sides, the top and bottom being perforated and the body being partitioned, so as to make a separate compartment for each egg and retain the egg in line with the holes in the top and bottom, substantially as described.

In testimony whereof we affix our signatures in presence of two witnesses.

HARVEY A. BROOKS.
WILLIAM D. BALDWIN.

Witnesses:

JAY CONGER,
BENN CONGER.