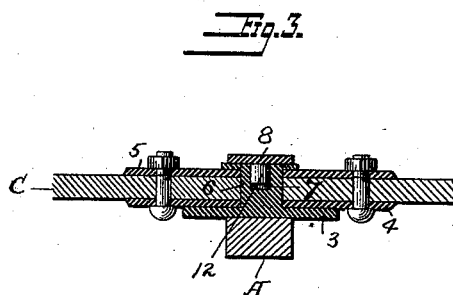
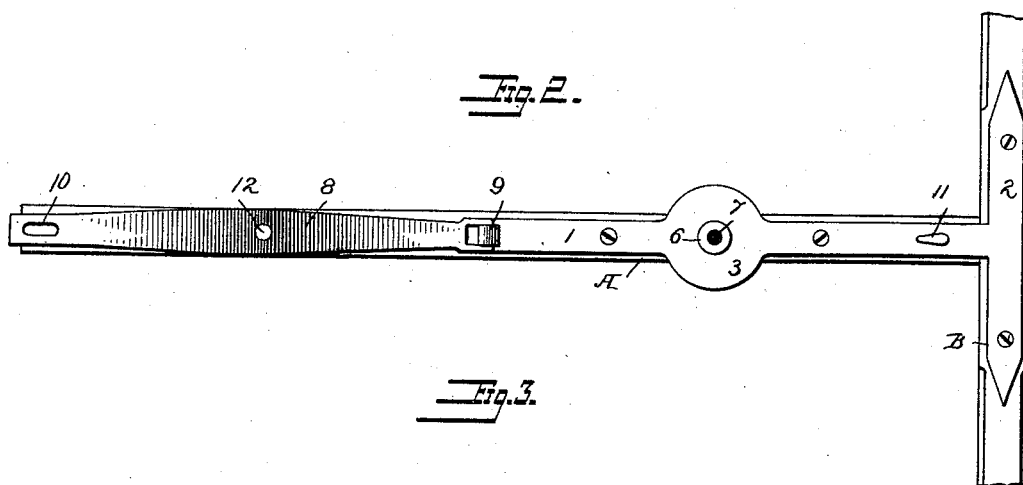
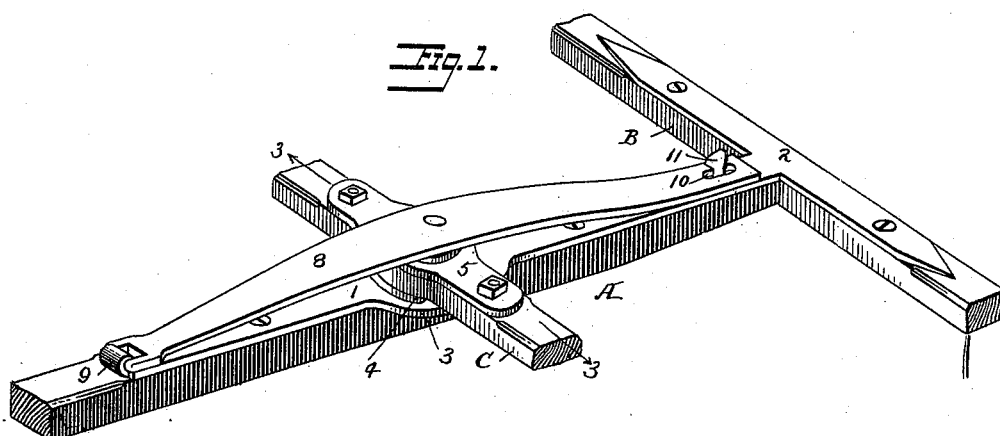


(No Model.)

G. VAN GEEM.
DOUBLETREE FASTENING FOR WAGON POLES.

No. 418,546.

Patented Dec. 31, 1889.



Witnesses
Jno. G. Hinkel, Jr.
W. S. Boyd.

Garrett Van Geem
Inventor

By his Attorney. J. S. Barker.

UNITED STATES PATENT OFFICE.

GARRETT VAN GEEM, OF CLYMER, NEW YORK.

DOUBLETREE-FASTENING FOR WAGON-POLES.

SPECIFICATION forming part of Letters Patent No. 418,546, dated December 31, 1889.

Application filed October 29, 1889. Serial No. 328,543. (No model.)

To all whom it may concern:

Be it known that I, GARRETT VAN GEEM, a citizen of the United States, residing at Clymer, in the county of Chautauqua, and State of New York, have invented certain new and useful Improvements in Devices for Securing Doubletrees to Wagon-Poles, of which the following is a specification.

My invention is a device for securing a doubletree or evenner to a wagon tongue or pole, all the parts of which device are connected together, so that it may be sold as a single article, may be easily applied, and when applied is not liable to rattle, as is the case when the parts are of separate pieces; and my invention consists of a plate adapted to be secured to the pole and having projecting therefrom and carried thereby a post or stud upon which the evenner swings, this post being by preference recessed or socketed to receive a pin carried by the hammer-strap, which is hinged to the said plate.

In the drawings, Figure 1 is a perspective view of my invention. Fig. 2 is a plan view with the hammer-strap thrown back; and Fig. 3 is a cross-section on the line 3 3, Fig. 1.

Referring to the drawings, A designates the pole or tongue; B, the cross-bar, to which the rear end of the tongue is secured, and C the doubletree or evenner, these parts being of any usual or preferred construction.

A T-shaped plate 1 2 is bolted or otherwise secured to the pole and cross-bar B. About midway between its ends the part 1 of this T-plate is expanded, as at 3, and upon this expanded portion of the plate rests the evenner, which is preferably provided with suitable wearing-plates 4 and 5.

6 is a post or stud rising from the central portion of the expanded part of the plate 1 and forming the fulcrum upon which turns the evenner C, the latter being perforated to allow the stud to pass through it. This stud is preferably provided centrally with a recess or socket 7.

The hammer-strap 8 is hinged at 9 to the forward end of the plate 1, and is provided with a slot 10 near its free end, through which a button 11 is adapted to pass to hold the

strap down when the parts are in the position shown in Fig. 1. The hammer-strap is provided on its inner face with a pin 12, adapted to enter the socket or recess in the end of the stud 6.

By making the device as I have described, all the parts being secured together, there is no danger of any part becoming lost or mislaid.

I find it an advantage to have the stud or post 6 upon and secured to the plate 1, which is fastened to the tongue, as thereby the evenner is supported and held in place even when the hammer-strap is thrown back.

The pin 12 on the hammer-strap might be omitted; but I prefer to use it, as it sustains the upper end of the post 6 and also insures that the strap shall lie directly over the post when it is in place to hold down the evenner.

Without limiting myself to the precise construction and arrangement of parts shown, what I claim is—

1. A device for securing the doubletree or evenner to a wagon-tongue, consisting of a plate adapted to be secured to the tongue, a post or stud upon which the evenner turns, having its end recessed, and a hammer-strap provided with a pin adapted to enter the recess in the end of the said stud, substantially as described.

2. The combination of the plate 1, the post 6, projecting therefrom and recessed in its upper end, the hammer-strap hinged to the said plate, having its free end slotted and provided with the pin 12, and the button 11, substantially as set forth.

3. The combination of the T-shaped plate 1 2, the part 1 having an enlarged portion 3, the stud 6, projecting from the enlarged portion of the part 1 and having its end recessed, the hammer-strap 8, hinged to the part 1 of the T-plate, the pin 12, and the button 11, substantially as set forth.

In testimony whereof I affix my signature in presence of two witnesses.

GARRETT VAN GEEM.

Witnesses:

O. D. HINCKLEY,
J. A. KENT.