

(No Model.)

B. BARON.

CASE FOR EXHIBITING PACKAGES OF CIGARS.

No. 419,028.

Patented Jan. 7, 1890.

Fig. 1.

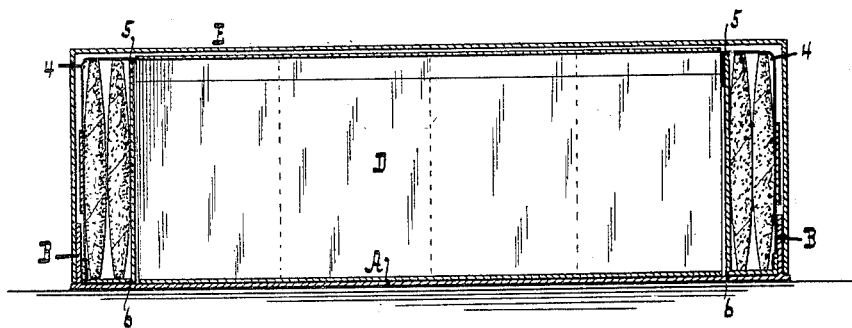


Fig. 2.

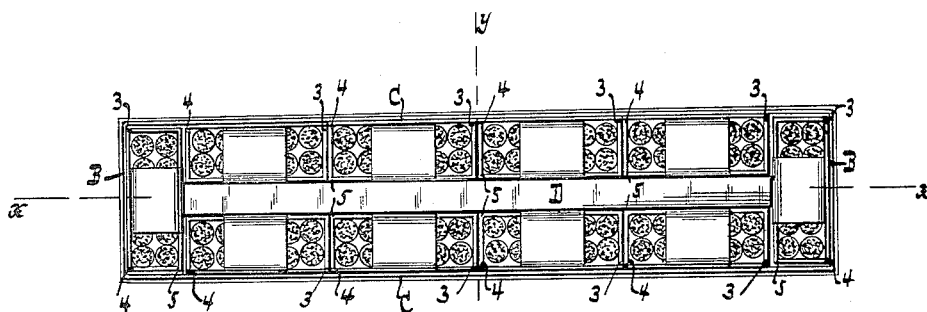


Fig. 3.

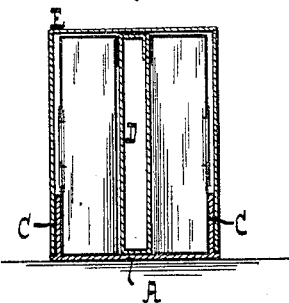


Fig. 4.

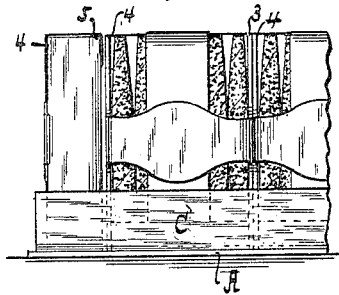



Fig. 5.



WITNESSES:

William Miller
Edward Wolff.

INVENTOR:

Bernhard Baron.

BY Van Santvoord & Haupp

UNITED STATES PATENT OFFICE.

BERNHARD BARON, OF BALTIMORE, MARYLAND.

CASE FOR EXHIBITING PACKAGES OF CIGARS.

SPECIFICATION forming part of Letters Patent No. 419,028, dated January 7, 1890.

Application filed September 26, 1889. Serial No. 325,121. (No model.)

To all whom it may concern:

Be it known that I, BERNHARD BARON, a citizen of the United States, residing at Baltimore, in the State of Maryland, have invented new and useful Improvements in Cases for Exhibiting Packages of Cigars and other Articles, of which the following is a specification.

This invention relates to a case which is intended for exhibiting packages of cigars and other articles. The peculiar and novel construction of my case is pointed out in the following specification and claim and illustrated in the accompanying drawings, in which—

Figure 1 represents a longitudinal vertical section of the case in the plane $x x$, Fig. 2, with the cover in position. Fig. 2 is a plan or top view when the cover is removed. Fig. 3 is a transverse vertical section in the plane $y y$, Fig. 2, with the cover in position. Fig. 4 is a side elevation of the case when the cover is removed. Fig. 5 is an end view of the same.

Similar letters indicate corresponding parts.

In the drawings, the letter A designates a platform, which is provided with end flanges B B and with side flanges C C, the height of which is equal to about one-third of the height of the packages to be exhibited, while the length of the end flanges is equal to the width of said packages, and the length of the side flanges is equal to twice the depth and to the width or a multiple of the width of the packages, as will be readily seen by referring to Fig. 1, in which the lines 5 6 indicate the height and the lines 4 5 the depth of the packages, while in Fig. 2 the lines 4 5 indicate the depth and the lines 3 4 the width of the packages. From the platform A rises a partition D, the ends of which are at a distance from the end flanges B B equal to the

depth 4 5 of the packages to be exhibited, while its sides are at the same distances from the side flanges C C, and the length of said partition is equal to the width 3 4 of the packages, or to a multiple thereof. In the example shown in the drawings the length of the partition D is three times as large as the width 3 4 of the packages.

E is a cover which fits the flanges of the platform A.

When a series of packages have been placed between the end flanges B B and the side flanges C C, each package is retained in an upright position, and those portions of the packages which extend above the flanges B B C C are fully exposed to view.

What I claim as new, and desire to secure by Letters Patent, is—

A case for exhibiting packages of cigars and other articles, composed of a rectangular platform, two end flanges which rise from the platform to a distance equal to about one-third of the height of the packages to be exhibited and equal in length to the width of said packages, two side flanges equal in height to the end flanges and equal in length to twice the depth and to the width or a multiple of the width of said packages, and a partition which rises from the platform and the ends of which are at a distance from the end flanges equal to the depth of the packages, while the sides of said partition are at the same distance from the side flanges, substantially as described.

In testimony whereof I have hereunto set my hand in the presence of two subscribing witnesses.

BERNHARD BARON.

Witnesses:

WM. C. HAUFF,
E. F. KASTENHUBER.