

(No Model.)

H. E. GOFF.
ROSETTE FOR JEWELRY.

No. 419,251.

Patented Jan. 14, 1890.

Fig: 1.

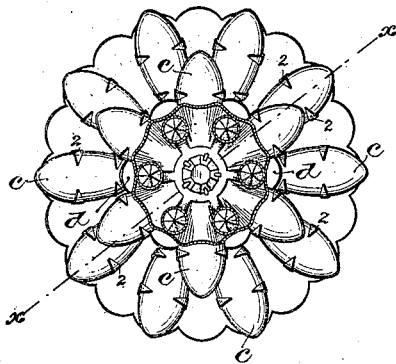


Fig: 2.

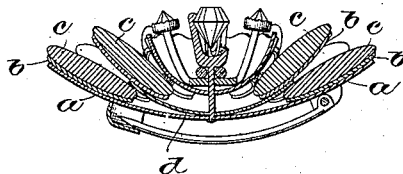


Fig: 3.

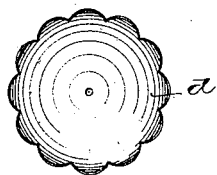


Fig: 4.



Witnesses.

Frederick L. Emery
Howard F. Gator.

Inventor.

Herbert E. Goff,
by Leroy S. Morgan
Attys.

UNITED STATES PATENT OFFICE.

HERBERT E. GOFF, OF NORTH ATTLEBOROUGH, MASSACHUSETTS.

ROSETTE FOR JEWELRY.

SPECIFICATION forming part of Letters Patent No. 419,251, dated January 14, 1890.

Application filed August 31, 1889. Serial No. 322,537. (No model.)

To all whom it may concern:

Be it known that I, HERBERT E. GOFF, of North Attleborough, county of Bristol, State of Massachusetts, have invented an Improvement in Rosettes for Jewelry, of which the following description, in connection with the accompanying drawings, is a specification, like letters and figures on the drawings representing like parts.

This invention has for its object to improve the construction of jewelry, whereby seeds may be employed in lieu of jewels and novel effects produced.

In accordance with this invention a back plate has arranged on it several independent settings, each adapted to hold a seed, said settings being arranged in a row, and an ornamental or jeweled center-piece is secured to the back plate to form a rosette, to be used as an ornament in jewelry or as a breastpin or other article of jewelry. Sometimes two or more rows of seeds are desired, and in such instance a second back plate is provided for the second row, it being secured in place on the first back plate, one back plate being thereby necessary for each row of seeds. The seeds will be varnished and polished, and various kinds may be used to present various shapes and to produce different effects.

Figure 1 shows in plan view a rosette for jewelry embodying this invention; Fig. 2, a cross-section of the rosette shown in Fig. 1, taken on the dotted line *xx*; Fig. 3, a plan view of the second back plate, and Fig. 4 a plan view of one of the settings previous to having its prongs turned over to engage and hold the seed.

The back plate *a*, circular or other shape, and herein shown as scalloped and also as solid, has fastened to it by solder, rivets, or otherwise several settings *b*, although said

back plate may be otherwise formed. The settings *b* are made oval in shape, and have prongs 2, which may be overturned when desired to engage and hold the oval-shaped seeds. If a seed be used which is circular in shape, the setting will preferably conform to it. The seeds, as *c*, are held in place in the setting and are varnished, polished, and otherwise finished. The settings are herein shown as arranged around the back plate *a* near the edge. A second back plate *d* is herein shown as secured to the back plate *a*, and on the last-named back plate *d* settings are arranged substantially like the settings *b*, and seeds are placed in them. A center-piece or ornament, preferably a jeweled ornament, is secured to the back plate or plates to give a finished appearance, thus completing the rosette. If desired, but one back plate, as *a*, need be employed, and hence but a single row of seed settings, together with a center-piece. The center-piece may be a large seed or a single jewel, if desired.

The rosette thus described may be fastened to a bar or other piece, or may be employed, as shown, for a breastpin or any other article of jewelry.

I claim—

A rosette for jewelry, comprising a back plate *a*, several independent settings arranged on it, seeds held in place in said settings, and an ornamental center-piece, substantially as described.

In testimony whereof I have signed my name to this specification in the presence of two subscribing witnesses.

HERBERT E. GOFF.

Witnesses:

JOHN WARD,
ABEL R. BLOCK.