

(No Model.)

R. W. SMITH.
SHOE UPPER.

No. 419,479.

Patented Jan. 14, 1890.

Fig I -

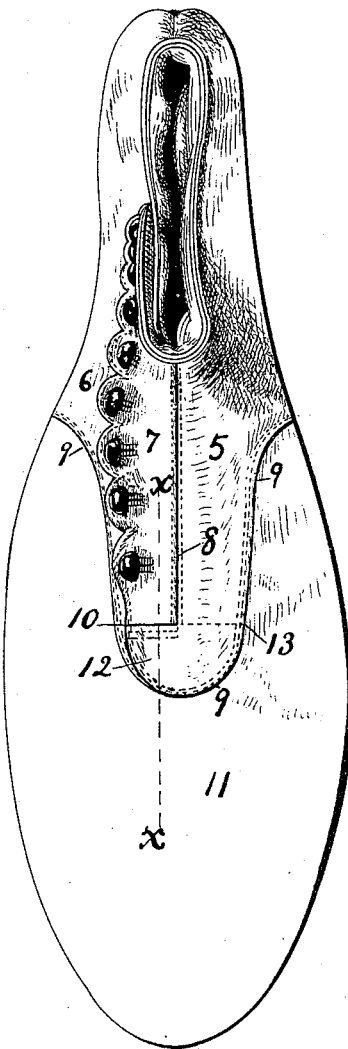


Fig II -

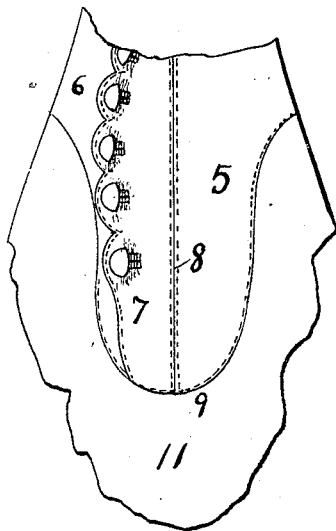
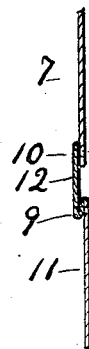


Fig III -



WITNESSES

S. E. Stevens.
P. E. Stevens.

INVENTOR

Robert W. Smith.

N. K. Stevens.
Attorney

UNITED STATES PATENT OFFICE.

ROBERT W. SMITH, OF FRANKFORT, KENTUCKY.

SHOE-UPPER.

SPECIFICATION forming part of Letters Patent No. 419,479, dated January 14, 1890.

Application filed November 2, 1889. Serial No. 329,056. (No model.)

To all whom it may concern:

Be it known that I, ROBERT W. SMITH, a citizen of the United States, residing at Frankfort, in the county of Franklin and State of Kentucky, have invented certain new and useful Improvements in Shoe-Uppers; and I do hereby declare the following to be a full, clear, and exact description of the invention, such as will enable others skilled in the art to which it appertains to make and use the same.

My invention relates to that class of shoes provided with a fly which overlaps one edge of the quarter for the purpose of being buttoned to it. Heretofore it has been common to attach the fly permanently to the whole length of one edge of the quarter by means of a seam of stitches directly down the center of the front. For the purpose of making a neat finish it is common to fold under the whole front edge of the quarter and fly and to stitch it down upon the vamp or forward part of the upper, and in so doing an unsightly lump is formed by the several thicknesses at the central seam being folded back upon itself.

The object of the invention is to obviate this objection, and at the same time to strengthen the central seam against being ripped.

To this end my invention consists in the construction and combination of parts forming a portion of a "shoe-upper" hereinafter described and claimed, reference being had to the accompanying drawings, in which—

Figure I is a view looking down upon the top of a shoe-upper showing my invention. Fig. II is a detail showing a similar view of a portion of an old-style shoe. Fig. III is a longitudinal vertical section at the line *x*, Fig. I.

5 represents one side of the quarter, 6 the other side, 7 the button-fly, and 8 the central front seam, where the fly is permanently joined to the quarter 5.

9 is the curved seam, at which the whole

front edge of the quarters and fly are usually folded under and stitched down upon the vamp 11. The fly 7 is usually joined to the quarter 5 by means of the seam 8 extending all the way down to the seam 9, but I shorten the lower end of the fly 7 and extend a flap 12 of the quarter 5 across the line of seam 8, and join the fly 7 to the flap 12 by a transverse seam 10, thus stopping the seam 8 at the transverse seam 10, and leaving no seam 8 to be folded on itself at 9, as it was in the old way, Fig. II. The flap 12 extending directly across the front seam 8 also strengthens the shoe against being burst open at the instep, where there is a great deal of strain. Of course it would be an equivalent of this invention if the flap 12 were to be made upon the fly 7 and the quarter 5 correspondingly shortened, so that the joining-seam would be at the dotted line 13.

Having thus fully described my invention, what I believe to be new, and desire to secure by Letters Patent, is the following:

1. The combination, in a shoe-upper, of a quarter and a button-fly secured together by a seam of stitches extending part way down the front, the quarter having a flap extending across the lower end of the said front seam, the said flap being joined to the lower end of the fly by a transverse seam, substantially as shown and described.

2. The combination, in a shoe-upper, of a quarter and a button-fly secured together by a seam of stitches extending down the front so far as the shorter of the two extends, one of the said portions being provided with a flap extending across the said front seam, and joined to the other by a transverse line of stitches, substantially as shown and described.

In testimony whereof I affix my signature in presence of two witnesses.

ROBERT W. SMITH.

Witnesses:

B. K. RAY,

R. KEENON.