

(No Model.)

F. WILKENING.
LAMP SUPPORTING DEVICE.

No. 419,576.

Patented Jan. 14, 1890.

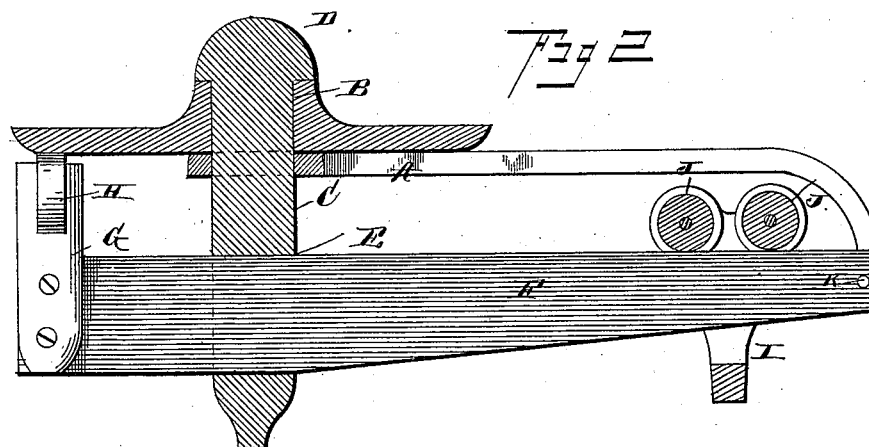
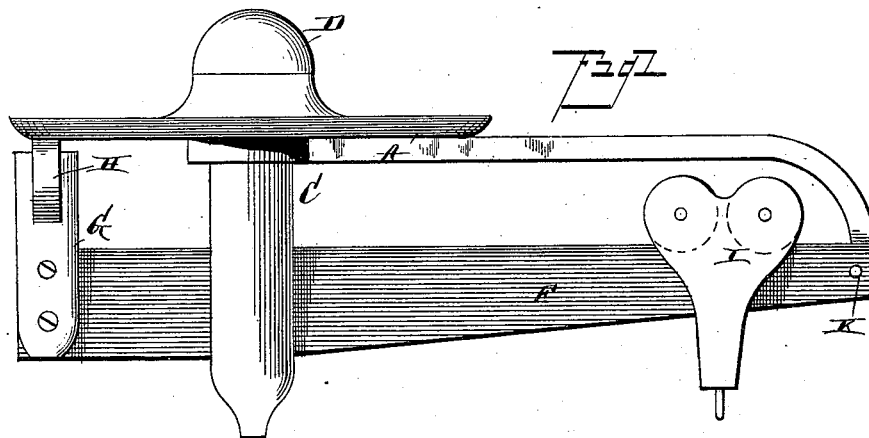
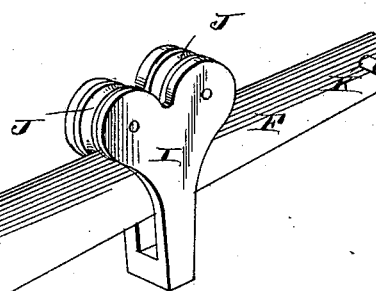


Fig. 3



Witnesses.

John Amie
R. W. Bishop.

Inventor
Frederick Wilkening

By his Attorneys

C. Snow & Co.

UNITED STATES PATENT OFFICE.

FRIEDRICH WILKENING, OF ELKHART, INDIANA.

LAMP-SUPPORTING DEVICE.

SPECIFICATION forming part of Letters Patent No. 419,576, dated January 14, 1890.

Application filed March 19, 1889. Serial No. 303,859. (No model.)

To all whom it may concern:

Be it known that I, FRIEDRICH WILKENING, a citizen of the United States, residing at Elkhart, in the county of Elkhart and State of Indiana, have invented new and useful Improvements in Lamp-Supporting Devices, of which the following is a specification.

My invention relates to improvements in lamp-supporting devices; and it consists in certain novel features hereinafter described and claimed.

In the accompanying drawings, Figure 1 is a side view of my improved device. Fig. 2 is a similar view partly in section. Fig. 3 is a detail perspective view of the lever and the carriage traveling thereon.

In carrying out my invention I employ a base-plate A, which may be of any suitable material and any desired construction, and is provided at its center with an opening B, through which a pivot-pin or king-bolt C passes. This pivot-pin or king-bolt is provided at its upper end with a head D, which rests on the upper side of the base-plate, and is thereby supported by said base-plate. This king-bolt or pivot-pin is provided near its lower end with a longitudinal slot E, through which a lever F is inserted, and in which said lever is secured. This lever may be secured to the pivot by any other suitable mechanism, as may be desired and as will be readily understood. This lever is provided at the end of its shorter arm with a vertical slotted post G, in which a roller H is mounted, the said roller bearing against the under side of the base-plate, as clearly shown.

A carriage I is mounted on the longer arm of the lever F, and the lamp is suspended from this carriage. The carriage consists of a bifurcated body having its arms passing up on opposite sides of the lever, and having rollers J mounted between its upper ends and resting on the upper edge of the lever. The carriage is thus enabled to travel along the lever, and the lever is provided at its end

with the lateral stops K to prevent the carriage slipping therefrom. Should a very long lever be required, a brace may be extended between the swiveled pin or bolt C and the end of the lever to prevent sagging of the same.

From the foregoing description it will be seen that I have provided a very simple lamp-supporting device, by the use of which the lamp may be suspended at any desired point. The base-plate is secured to the ceiling or any other fixed support at or near the center of the room, and the lamp is suspended from the carriage I. The lever can be turned so as to bring the lamp to any desired portion of the room, and the carriage can be moved toward or away from the end of the lever, so as to bring the lamp to the desired point. The friction between the contacting parts is reduced to a minimum by the use of the rollers, as shown and described, and the roller H and stud G further serve as a brace to prevent sagging of the lever.

Having thus described my invention, what I claim, and desire to secure by Letters Patent, is—

A lamp-supporting device comprising in combination a turn-table or base-plate, a bolt swiveled in the same and having a transverse slot at its lower end, a lever extending through said slot, a stud secured at the outer end of the short arm of said lever and having a roller bearing against the under side of the base or turn-table, a brace extending from the outer end of the long arm of said lever to the swiveled bolt and connected with the latter, and a carriage traveling upon the long arm of said lever, substantially as set forth.

In testimony that I claim the foregoing as my own I have hereto affixed my signature in presence of two witnesses.

FRIEDRICH WILKENING.

Witnesses:

E. J. CRULL,
S. CROWL.