

(No Model.)

G. B. ADAMS.

CLIP FOR RETAINING THE SPRINGS WITHIN THE MOUTHS OF SELF  
CLOSING BAGS OR POUCHES.

No. 419,745.

Patented Jan. 21, 1890.

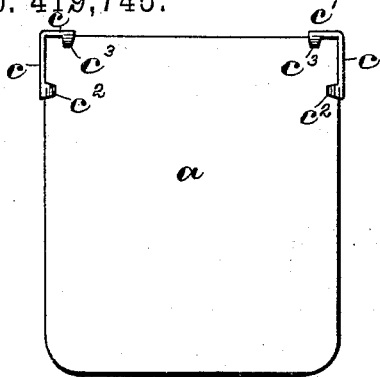


Fig. 1

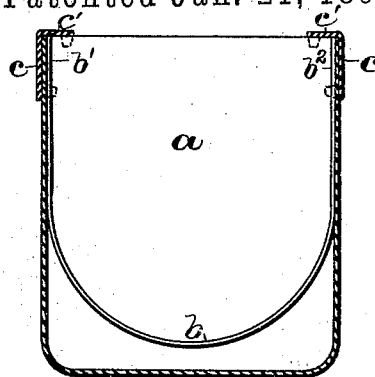


Fig. 2




Fig. 3

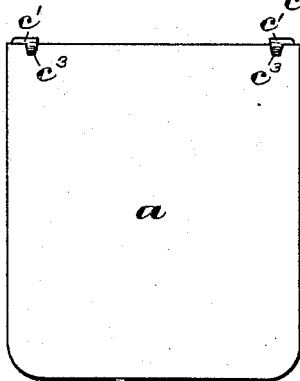


Fig. 5

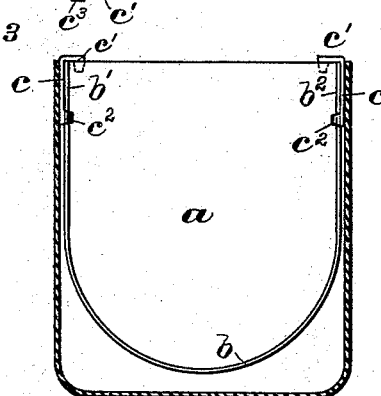


Fig. 6



Fig. 4

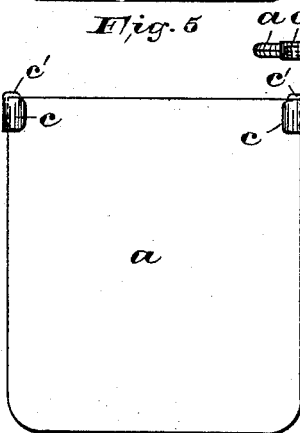


Fig. 7



Fig. 9

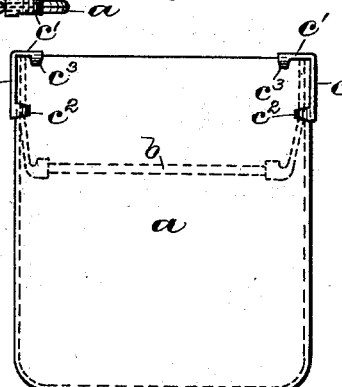


Fig. 8

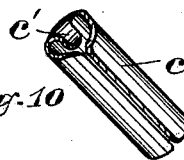


Fig. 10

WITNESSES:

*Fred. S. Rice*  
*Samuel. Tinsdale*

INVENTOR:

*George B. Adams.*

*By Fred. C. Thentzel, ATTY.*

# UNITED STATES PATENT OFFICE.

GEORGE B. ADAMS, OF IRVINGTON, ASSIGNOR TO CHARLES L. NESLER, OF CLINTON, NEW JERSEY.

CLIP FOR RETAINING THE SPRINGS WITHIN THE MOUTHS OF SELF-CLOSING BAGS OR POUCHES.

SPECIFICATION forming part of Letters Patent No. 419,745, dated January 21, 1890.

Application filed September 3, 1889. Serial No. 322,881. (No model.)

*To all whom it may concern:*

Be it known that I, GEORGE B. ADAMS, a citizen of the United States, residing at Irvington, in the county of Essex and State of New Jersey, have invented certain new and useful Improvements in Clips for Retaining the Springs within the Mouths of Self-Closing Bags or Pouches; and I do hereby declare the following to be a full, clear, and exact description of the invention, such as will enable others skilled in the art to which it appertains to make and use the same, reference being had to the accompanying drawings, and to letters of reference marked thereon, which form a part of this specification.

The present invention relates to improvements in fastening devices for securing a spring within a tobacco pouch or bag, said spring serving to automatically close the mouth of the bag.

The object of the invention is to provide a fastening device which provides a more effectual means for bringing the sides of the mouth of the bag together and also to prevent the spring from riding out of its position within the mouth of the bag.

My invention consists in the peculiar construction of a clamping-clip secured to the ends of the arms of the spring and provided with means thereon which project over the said ends and clamp the edges of the sides of the mouth of the bag to prevent the displacement of the spring from said bag.

The peculiar arrangements and combinations of parts will be fully described and set forth in the accompanying specification and drawings, and finally embodied in the clauses of the claim.

Reference is to be had to the accompanying drawings, in which similar letters are used to indicate corresponding parts in each of the several views, in which—

Figure 1 represents a front elevation of a tobacco-pouch provided with my clip secured in position thereon for closing the mouth of the bag and preventing the mouth-distending device or spring from riding out of its proper place within the mouth of the bag. Fig. 2 is a longitudinal vertical section of said figure. Fig. 3 is a top view of the pouch when closed, and Fig. 4 is a similar view with the mouth

of the pouch distended when the ends of the spring-arms have been depressed between the thumb and the fingers of the operator. Figs. 5 and 6 are a front elevation and a vertical section, respectively, illustrating the clip secured directly around the ends of the arms of the spring and within the bag. Fig. 7 shows still another form of clip, and Fig. 8 is a view similar to Fig. 1, with the clip secured to a spring or mouth-distending device adapted to move in a horizontal plane. Fig. 9 is a blank from which the clip shown in Figs. 1, 2, *et seq.*, is made; and Fig. 10 is an enlarged perspective view of the clip used in connection with the bag represented in Fig. 7.

In the above-described drawings, *a* represents the body of the pouch or bag.

*b* is a mouth-distending device—such as a spring—which may be of any well-known construction, and the ends *b'* and *b''* of which engage with the ends of the mouth of the bag and thereby automatically stretch the same longitudinally. Said arms *b'* and *b''* are secured within the bag to the ends of the mouth thereof by means of clips or clamps *c*, which serve to bind the material tightly around the ends of said arms, as in Figs. 1 and 2, &c., and said clips *c* are provided with a plate or a projecting lip *c'*, which extends over and above the ends of the arms *b'* and *b''*, and thereby prevents the ends of the spring from riding out of position within the bag, as is evident.

The preferred form of clip used in connection with the spring for automatically closing the mouth of a bag or pouch is that illustrated more especially in Figs. 1, 2, 5, 6, and 8, which is bent  $\Gamma$ -shaped and provided with teeth or prongs *c''*, struck up thereon at the lower end of the clip, on the opposite sides or edges thereof, for attaching the clip to the arms of the spring, either on the outside of the material, as in Figs. 1 and 2, or directly to said arms, as in Figs. 5 and 6. These teeth *c''* are firmly forced around the arms or over and into the material of the bag and over and around the ends of the spring, the body portion of the clip or fastener extending upwardly and provided with a bent portion or lip *c'* at a right angle thereto, or approximately so, which thereby extends over the ends of

the spring and acts as a stop to prevent said ends from riding out of place and projecting above the edges of the mouth of the bag.

The lip or plate *c'* may be provided with teeth *c<sup>3</sup>*, formed integrally thereon, which are adapted to be closed down upon the sides of the mouth of the bag, and thereby tightly draw the edges of the sides together and hold the same in their closed position as long as the spring or mouth-distending device has not been depressed.

In Figs. 7 and 10 is shown a modified form of construction of the clamping-clip, which is constructed and arranged to be forced around the ends of the spring when the latter has been placed in position within the bag, said clip being arranged on the outside of the material, and thereby drawing the material tightly around the ends of the spring-arms. A lip *c'*, similar to that shown in the other views, is formed integrally thereon and extends over the arms of the spring, as is illustrated in Fig. 7.

In lieu of placing the clips *c* on the outside of the material of the bag or pouch, as in Figs. 1 and 2, said clips may be arranged directly on the arms of the spring within the bag, as has already been stated in the above and as illustrated in Figs. 5 and 6, which makes a very neat and simple arrangement.

By the present construction of the clip provided with a lip or projecting plate and teeth *c<sup>3</sup>* thereon a great advantage is attained in that the teeth or projections on said lip firmly grip the material and draw the two sides of the mouth of the bag or pouch together, and there is no danger of the sides of the mouth standing apart, as is often the case in bags provided with the clips as heretofore made.

Another great advantage is secured in the present construction in that the spring is absolutely prevented from becoming displaced within the bag, which is the most essential feature of the present invention.

Having thus described my invention, what I claim is—

1. In a bag or pouch, the combination, with the spring arranged therein to keep the mouth thereof stretched longitudinally, of clamping-clips or metallic plates clamped around the ends of said spring, said clips being provided with projecting lips or plates extending across and over the ends of the arms of said spring, and teeth or projections on said lips between which the edges of the mouth of the bag are clamped, for the purposes set forth.

2. In a bag or pouch, the combination, with the spring arranged therein to keep the mouth thereof stretched longitudinally, of clamping-clips or metallic plates having teeth thereon on their lower ends for clamping the said clips or plates around the ends of the spring, and said clips being arranged between the said ends of the spring and the material of the bag or pouch, said clips being provided with projecting lips or plates extending above the mouth of the bag or pouch and at right angles across and over the ends of the arms of said springs, and teeth or projections on said lips between which the edges of the mouth of the bag are clamped, for the purposes set forth.

In testimony that I claim the invention set forth above I have hereunto set my hand this 30th day of August, 1889.

GEORGE B. ADAMS.

Witnesses:

FREDK. C. FRAENTZEL,

FREDK. S. RICE.