

(No Model.)

A. C. HARRISON.  
FENCE POST.

No. 420,537.

Patented Feb. 4, 1890.

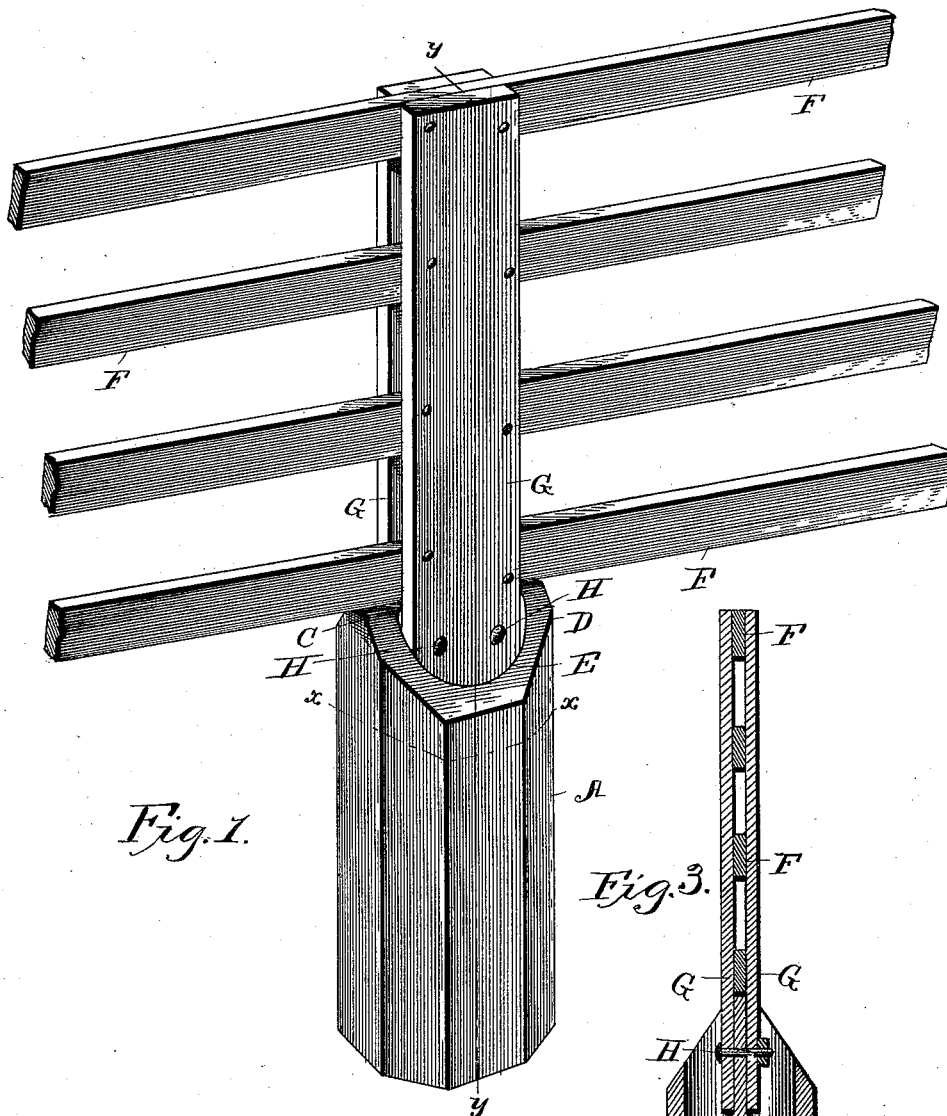


Fig. 1.

Fig. 3.

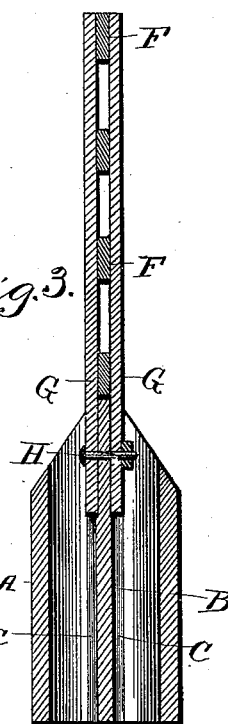
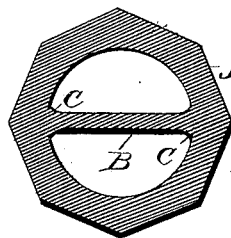


Fig. 2.



Witnesses

*E. Wurdeman*

*R. H. Bishop,*

By his Attorneys,

*Abraham C. Harrison.*

*C. A. Snow & Co.*

Inventor

# UNITED STATES PATENT OFFICE.

ABRAHAM C. HARRISON, OF GRAND RAPIDS, OHIO.

## FENCE-POST.

**SPECIFICATION** forming part of Letters Patent No. 420,537, dated February 4, 1890.

Application filed May 31, 1889. Serial No. 312,729. (No model.)

*To all whom it may concern:*

Be it known that I, ABRAHAM C. HARRISON, a citizen of the United States, residing at Grand Rapids, in the county of Wood and State of Ohio, have invented a new and useful Fence-Post, of which the following is a specification.

My invention relates to improvements in fence-posts; and it consists in certain novel features, hereinafter described and claimed.

Figure 1 is a perspective view of my improved fence-post. Fig. 2 is a horizontal section on the line *xx* of Fig. 1. Fig. 3 is a vertical section on line *yy* of Fig. 1.

In carrying out my invention I employ a base A, which may be made of any suitable earthenware or plastic material, preferably cement or tile, and of any desired shape. The said base is hollow, and is provided with an internal integral vertical partition B, which is provided with the ribs C on its sides at its edges, so as to possess the maximum strength. The upper end of the base is cut away, as shown at D, so as to provide the recesses E to facilitate the insertion of the securing-bolts. The fence-rails F are secured between vertical parallel standards G, and the said standards have their lower ends inserted into the base on opposite sides of the central partition and fit between the ribs on the said partition. The securing-bolt H is inserted through the lower ends of the standards and the upper end of the partition.

My post is very simple in its construction and is very durable. The base surrounds the

lower ends of the standards, and thereby protects them against rotting. By cutting away the upper end of the base, as shown and described, I provide recesses, so that the securing-bolt can be easily driven through the standards and the internal partition of the base, and by providing the said partition with the vertical ribs the standards are firmly braced and prevented from twisting.

The advantages of my improved post are thought to be obvious from the foregoing description, and further reference thereto is deemed unnecessary.

Having thus described my invention, what I claim, and desire to secure by Letters Patent, is—

1. A base for fence-posts, consisting of a hollow body provided with an internal vertical partition having ribs on its sides at its edges, substantially as and for the purposes set forth.

2. The combination of the base consisting of a hollow body having its upper end cut away and provided with the internal vertical partition, the standards having their lower ends secured to the opposite sides of said vertical partition, and the rails secured between the standards.

In testimony that I claim the foregoing as my own I have hereto affixed my signature in presence of two witnesses.

ABRAHAM C. HARRISON.

Witnesses:

G. W. EMERSON,  
JAMES M. REYMER.