

(No Model.)

H. C. GUERTIN.  
HAIR CURLER.

No. 420,574.

Patented Feb. 4, 1890.

Fig. 1.

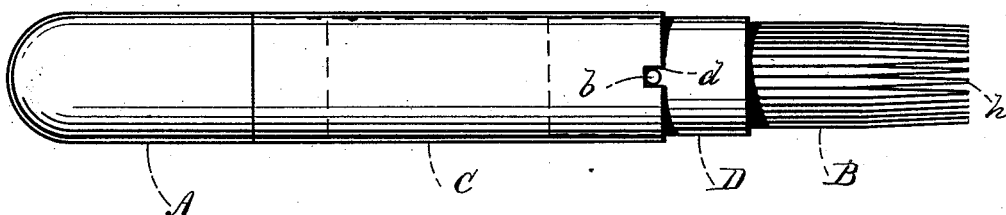


Fig. 2.

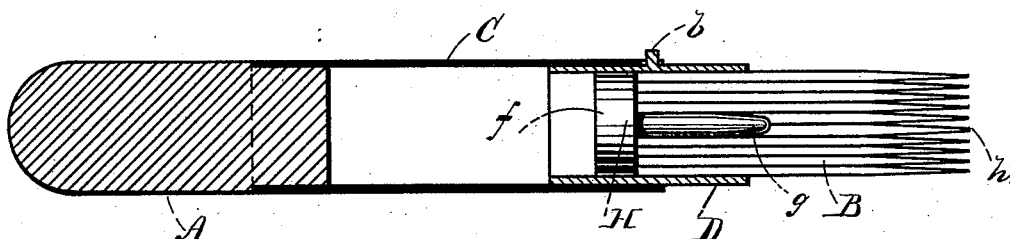


Fig. 3.

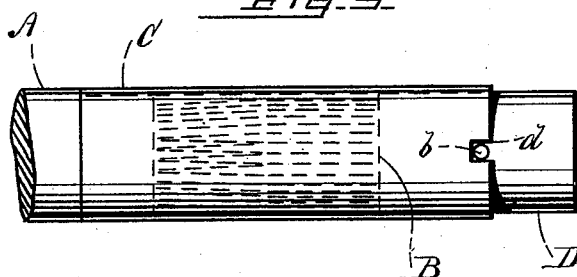


Fig. 5.

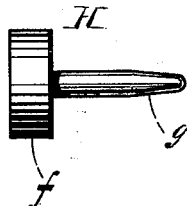
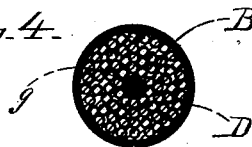


Fig. 4.



WITNESSES=  
M. J. Engler  
H. Surfer,

INVENTOR=  
Henry C. Guertin,  
PER C. A. Shaw ATTYS.

# UNITED STATES PATENT OFFICE.

HENRY C. GUERTIN, OF WINCHENDON, MASSACHUSETTS.

## HAIR-CURLER.

SPECIFICATION forming part of Letters Patent No. 420,574, dated February 4, 1890.

Application filed July 15, 1889. Serial No. 317,596. (No model.)

*To all whom it may concern.*

Be it known that I, HENRY C. GUERTIN, of Winchendon, in the county of Worcester, State of Massachusetts, have invented a certain new and useful Improvement in Hair-Curlers, of which the following is a description sufficiently full, clear, and exact to enable any person skilled in the art or science to which said invention appertains to make and use the same, reference being had to the accompanying drawings, forming part of this specification, in which—

Figure 1 is a side elevation of my improved curler; Fig. 2, a vertical longitudinal section of the same; Fig. 3, a sectional elevation showing the curling-points reversed and inserted in the holder, and Figs. 4 and 5 views illustrating details of construction.

Like letters of reference indicate corresponding parts in the different figures of the drawings.

My invention relates especially to a device for curling mustaches, crimping the hair of the head, &c., and which is adapted to be carried in the pocket; and it consists in certain novel features hereinafter fully set forth and claimed, the object being to produce a simpler, cheaper, and more effective device of this character than is now in ordinary use.

The nature and operation of the improvement will be readily understood by all conversant with such matters from the following explanation.

In the drawings, A represents the handle, and B the curling-points. The handle A is circular in cross-section and preferably constructed of wood. To its outer end a metallic tube or holder C is attached. A tube D is adapted to fit in the outer end of the handle-tube, and is prevented from rotating or being inserted too far therein by a stud *b*, which enters a slot *d* in said tube C. The curling-points B consist of a group of pointed wires having their butts or heads inserted in the tube D and secured by a wedge H. (Shown in Fig. 5.) The wedge H is provided with a circular head *f*, fitted to enter the tube D, and projecting centrally and laterally from said head there is a blunt-pointed wedging-

arm *g*. The butts of the wires B being inserted in one end of the tube D, the wedge H is inserted in the opposite end and its arm *g* forced centrally into said group, thus jamming or wedging the wires firmly against the tube-wall. A circular group of curling-points is thus formed, their pointed ends *h* being sufficiently separated to readily admit the hair.

In the use of my improvement the tube D, being inserted in the handle-tube with the stud *b* in the slot *d* and the curling-points projecting outward, said points are heated and forced through the hair, which readily enters between said points. By revolving the implement the hair readily winds around the circular group B, which can easily be withdrawn when desired and leave the hair curled.

When not in use, the tube D is withdrawn and the points reversed and inserted in the handle-tube C, as shown in Fig. 3, so that they will not tear the clothing when carried in the pocket.

By having a circular group of points, as described, the necessity of holding the hair to cause it to wind on the curler is avoided. Tearing or splitting the hair is also avoided by my device, there being sufficient spring or play to the metallic points to prevent them from injuring the hair.

Having thus explained my invention, what I claim is—

1. In a hair-curler, a circular group of pointed wires secured in a tubular base, in combination with a handle having a tubular socket fitted to receive said base and conceal said wires, substantially as described.

2. In a hair-curler, a group of pointed wires having their butts wedged into a tubular base, a laterally-projecting stud on said base, and a handle provided with a tubular socket fitted to receive said base and having a slot for said stud, substantially as described.

3. In a hair-curler, a group of pointed wires having their butts inserted in a tube, and a wedge having a circular head fitted to enter said tube, and a laterally-projecting wedging-arm for securing said wires therein, substantially as described.

4. The handle A, having the tube C, in com-

bination with the tube D and pointed wires B, secured therein, substantially as and for the purpose set forth.

5 5. The tube D, in combination with the pointed wires B and wedge H, arranged substantially as described.

6. The tube D, having the stud *b*, in com-

bination with the pointed wires B, wedge H, and handle A, provided with the tube C, having the slot *c*, substantially as described.

HENRY C. GUERTIN.

Witnesses:

O. M. SHAW,

K. DUFEE.