

(Model.)

H. GILLETTE.
BOX FASTENER.

No. 420,597.

Patented Feb. 4, 1890.

FIG. 1.

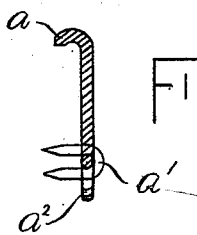
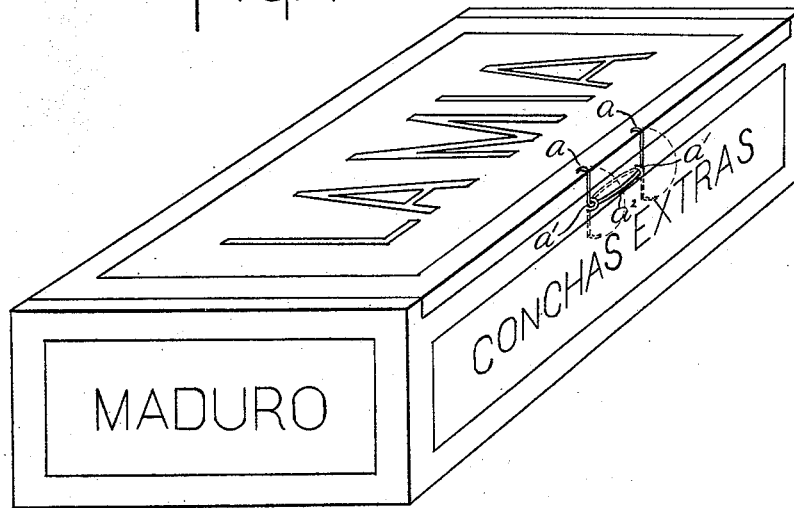


FIG. 3.

FIG. 4.

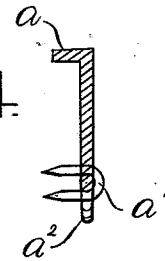
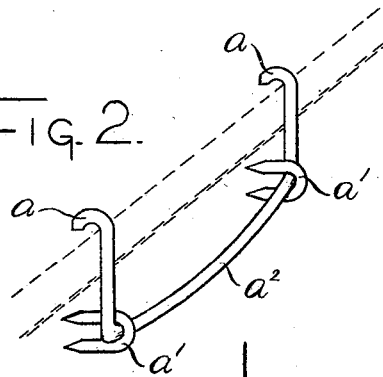


FIG. 2.



ATTEST:
Chas. Stickney
Robt. H. Gillette

HARLEIGH GILLETTE,
INVENTOR.

UNITED STATES PATENT OFFICE.

HARLEIGH GILLETTE, OF HIGHLAND PARK, ILLINOIS.

BOX-FASTENER.

SPECIFICATION forming part of Letters Patent No. 420,597, dated February 4, 1890.

Application filed December 3, 1888. Serial No. 292,541. (Model.)

To all whom it may concern:

Be it known that I, HARLEIGH GILLETTE, of Highland Park, in the county of Lake and State of Illinois, have invented certain new and useful Improvements in Box-Fasteners, of which the following is a specification.

This invention relates to box-lid holders, and its object is a simple and secure fastening for light boxes and cases.

Figure 1 is a perspective view of my improved fastener in use upon an ordinary cigar-box. Fig. 2 is an enlarged view of the said fastener, and Figs. 3 and 4 are vertical sections of the catch in two different forms.

Referring to the drawings, it will be seen that the device consists of a single piece of spring-wire having a slight downward curve in the center, with the two ends bent up and parallel therefrom in the form of hooks or incurved catches. Two ordinary wire staples *a' a'*, which encircle opposite ends of the curved portion, hinge the fastener to the box.

In operation the curved or bow-shaped portion *a*, being secured at both ends to the box, acts as a spring, which, by pressure against the side of the box, holds the catches firmly upon the cover, and also serves, when semi-revolved by the operation of reversing or unhooking the catches, to retain the same in such reversed position. (Indicated by the dotted lines, Fig. 1.)

When it is desired to have the fastener lie

close to the box, the modified angular form of catch shown in Fig. 4 may be used; but in case the contents of the box are heavy, or there is a strain upon the cover, the incurved form is preferable, as the points of the hooks will sink into the cover and prevent slipping. The slight rounded projection also adapts it to ready manipulation by the fingers.

When preferred, one of the hooks may be dispensed with and the fastener constructed with but one hook, the other being cut off just above the angle at the end of the bow-spring.

Ordinary steel or brass spring-wire is used in manufacturing this device, which can be employed as a fastener upon all styles of small wooden and pasteboard boxes, fruit-crates, &c.

I claim as my invention—

A box-lid fastener consisting of a single piece of wire curved to form a bow-shaped spring, with the ends bent at right angles to the same from the concave side into two parallel cover-hooks, the said hooks being hinged to the box by two staples encircling opposite ends of the said bow-spring, substantially as set forth.

HARLEIGH GILLETTE.

Attest:

BENJ. STICKNEY,
ROBT. H. GILLET.