

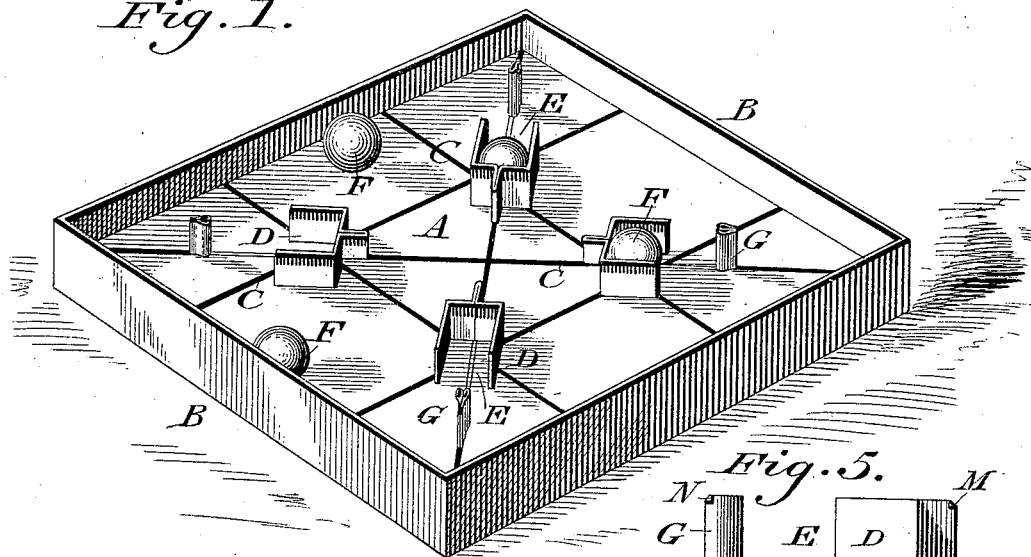
(No Model.)

R. M. PANCOAST.  
GAME APPARATUS.

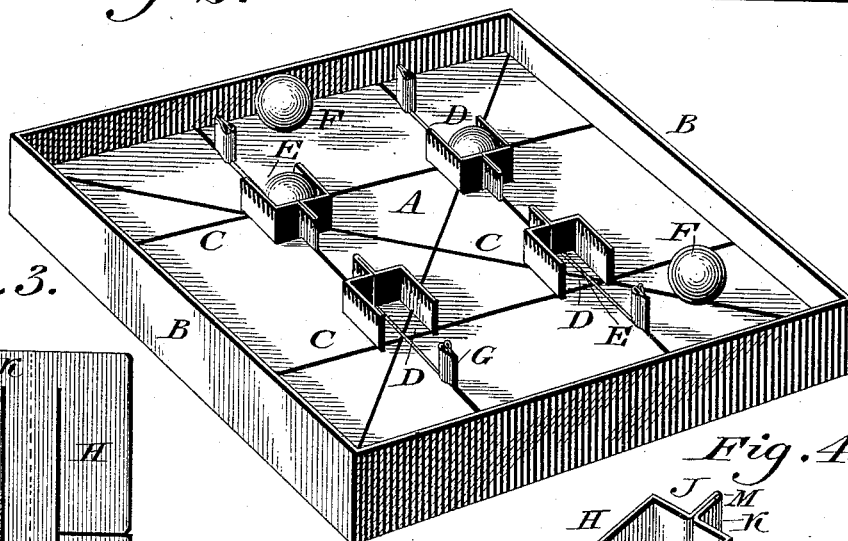
No. 420,732.

Patented Feb. 4, 1890.

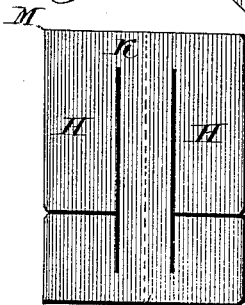
*Fig. 1.*



*Fig. 2.*



*Fig. 3.*

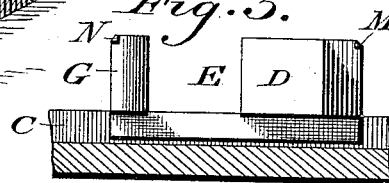


WITNESSES:

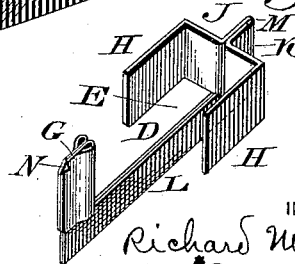
*P. H. Nagle.*

*L. Douville.*

*Fig. 5.*



*Fig. 4.*



INVENTOR:

*Richard M. Pancoast*

BY

*John Diederheim.*

ATTORNEY.

# UNITED STATES PATENT OFFICE.

RICHARD M. PANCOAST, OF CAMDEN, NEW JERSEY.

## GAME APPARATUS.

SPECIFICATION forming part of Letters Patent No. 420,732, dated February 4, 1890.

Application filed May 27, 1889. Serial No. 312,223. (No model.)

*To all whom it may concern:*

Be it known that I, RICHARD M. PANCOAST, a citizen of the United States, residing in the city and county of Camden, State of New Jersey, have invented a new and useful Improvement in Game Apparatus, which improvement is fully set forth in the following specification and the accompanying drawings.

My invention consists of a game apparatus formed of a field with guarded pockets and balls which are designed to be rolled into said pockets.

It further consists in providing the field with kerfs or grooves, whereby the pockets are interchangeable and may be placed in various positions on the field.

It also consists of the construction of the pockets and their supports each of a single piece of metal or material, whereby they are inexpensive and may be firmly sustained on the field.

Figures 1 and 2 represent perspective views of a game-board embodying my invention. Fig. 3 represents the blank from which a pocket is formed. Fig. 4 represents a perspective view of the pocket on an enlarged scale. Fig. 5 represents a side elevation of the pocket and a vertical section of portion of the field on an enlarged scale.

Similar letters of reference indicate corresponding parts in the several figures.

Referring to the drawings, A designates the field of the game, the same consisting of a block or piece of wood or other suitable material with inclosure or fence B around the same. In the upper face of the field are kerfs or grooves C, which extend in diagonal and right-angular directions and receive the pockets D, the latter being removable and having open sides E, in order to receive the balls F, into which the game is played.

G designates guards, which are fitted in the kerfs C and occupy positions in front of the open sides of the pockets.

It will be seen that the field is held and manipulated, whereby all of the balls F are rolled into the pockets D, considerable skill being requisite to accomplish the same, the game thus being won.

The several pockets and balls may be differently colored, so that the interest of the

game is increased by the requirement of directing the balls into the pockets each of the corresponding color. Furthermore, the pockets may be removed and reapplied, so as to occupy the diagonal or right-angular kerfs and be located nearer to or farther from the center and face inwardly or outwardly.

The guards G rise from the field and are located in front of the open sides of the pockets at such distance as not to prevent the entrance of the balls therein, but to increase the difficulty of accomplishing such entrance, thus adding interest to the game.

The pockets are formed each of a single piece of material, metal preferred, cut, as in Fig. 3, and bent up so as to form the sides H, the back J, the tongues K, which connect the two parts of the back, the base L, and guard G, said base being below the sides and back H J and the guard G, so that the base may enter either of the kerfs C, and the back, sides, and guard rest flush on the field, thus firmly supporting the pockets and preventing the base from obstructing the field.

In order to prevent separating, one of the tongues K is formed with a lip M, which is bent over the other tongue, so as to embrace or clasp the same, thus holding the tongues firmly together.

In order to prevent the two parts of the guard from separating or spreading, one of said parts is formed with a lip N, which is bent over the other part, so as to embrace or clasp the same, thus holding said parts firmly together.

Should the base become unsteady or movable in the kerf which it occupies, due to the wearing action of the base in said kerf, as said base is made of two thicknesses of material, the same may be bent outwardly or laterally, thus in a measure widening or thickening the base, and causing it to set firmly in position.

Having thus described my invention, what I claim as new, and desire to secure by Letters Patent, is—

1. A game-board consisting of a field with ball-receiving pockets, said field having kerfs therein, and said pockets being adjustably and interchangeably fitted in said kerfs, substantially as described.

2. A game apparatus consisting of a field

having diagonal and right-angular kerfs therein and provided with a surrounding fence, pockets adjustable in said kerfs, and balls adapted to enter said pockets, said parts

5 combined substantially as described.

3. In a game apparatus, the combination of a field having kerfs therein with adjustable pockets and a guard, the base of the pockets and guard entering the kerfs and the backs  
10 and sides of the pockets, with the guard resting flush on the field, substantially as described.

4. In a game apparatus, the pocket with a guard in front of the opening thereof, said  
15 pocket and guard consisting of a single piece of material having the base L, the backs J, the sides E, connected to the said back, the tongues K, extending in the rear of said

back, and the guard-piece G on the front of said base, said parts being combined substantially as described. 20

5. In a game apparatus, a pocket formed of a single piece of metal and provided with a guard integral therewith, said pocket consisting of a base-piece, a back piece above  
25 said base and on each side thereof, and sides extending from said back, tongues extending in the rear of the back, one of said tongues being provided with a lip embracing the end of the other tongue, said parts being com-  
30 bined substantially as described.

RICHARD M. PANCOAST.

Witnesses:

JOHN A. WIEDERSHEIM,  
A. P. JENNINGS.