

(No Model.)

J. D. SHOOTS & C. E. CARPENTER.
WATCH BOW FASTENER.

No. 420,741.

Patented Feb. 4, 1890.

Fig. 1.

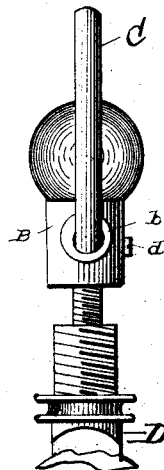


Fig. 2.

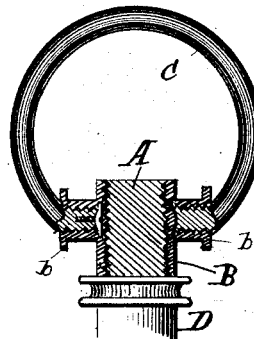


Fig. 3.

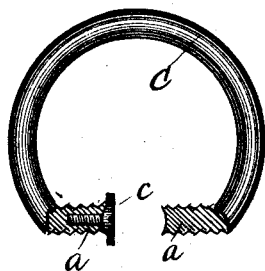
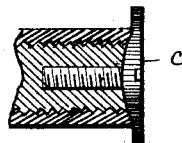


Fig. 4.



Witnesses

Paul W. Stevens

Roscoe Searle

Inventor

James D. Shoots
Clarence Carpenter
By *Myers* Attorneys.

UNITED STATES PATENT OFFICE.

JAMES D. SHOOTS AND CLARENCE E. CARPENTER, OF HORSEHEADS,
NEW YORK.

WATCH-BOW FASTENER.

SPECIFICATION forming part of Letters Patent No. 420,741, dated February 4, 1890.

Application filed May 6, 1889. Serial No. 309,739. (No model.)

To all whom it may concern:

Be it known that we, JAMES D. SHOOTS and CLARENCE E. CARPENTER, citizens of the United States of America, residing at Horseheads, in the county of Chemung and State of New York, have invented certain new and useful Improvements in Watch-Bow Fastenings, of which the following is a specification, reference being had therein to the accompanying drawings.

This invention is directed to certain improvements in watches, having reference more particularly to the bow-fastenings thereof; and it consists of the novel combination of parts and their construction, as will fully appear from the following description and accompanying illustration, in which—

Figure 1 is a side view of our invention, parts being disconnected or unscrewed. Fig. 2 is a partly side and a partly sectional view of the same. Fig. 3 is a detailed side view of the bow, and Fig. 4 is an enlarged detailed sectional view showing more particularly the means of connection between the bow and the pendant.

In carrying out our invention we form the pendant of an externally-screw-threaded shank A, an internally-screw-threaded sleeve B, and a bow C, all fitted upon the pendant proper D of the watch. The bow C has its ends screw-threaded, as at *a a*, one end having a right-hand screw-thread and the other end having a left-hand screw-thread. The sleeve or band B is provided with corresponding internally-screw-threaded lugs or ears *b b*

to receive the ends *a a* of the bow C, the union being effected by first spreading and permitting said ends to spring into said ears or lugs, and then, previous to applying the sleeve or band to the shank A, giving the sleeve or band the necessary rotation, screwing said parts together. To prevent the possible accidental unscrewing of the parts a small screw *c*, working in a screw-threaded aperture in one end *a* of the bow C and having a head which bears against the edges of the lug inclosing said end, is let into a countersink in said end. The sleeve or band may be additionally provided with a small screw *d*, connecting it to the shank A to prevent the accidental unscrewing of the sleeve from the shank.

Having thus fully described our invention, what we claim, and desire to secure by Letters Patent, is—

The bow-fastening for watches, having the bow provided with screw-threaded ends engaging screw-threaded lugs or ears of the sleeve or band, and a screw engaging one end of the bow and having a head bearing against one of said lugs or ears and let into a countersink in said end of bow, substantially as set forth.

In testimony whereof we affix our signatures in presence of two witnesses.

JAMES D. SHOOTS.

CLARENCE E. CARPENTER.

Witnesses:

GEORGE WOOD,
S. H. LESSER.