

(No Model.)

R. F. NELSON.
BOUQUET HOLDER.

No. 420,953.

Patented Feb. 11, 1890.

Fig. 1.

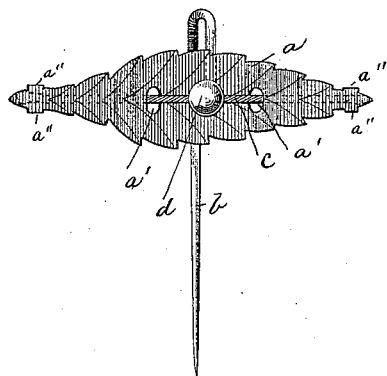


Fig. 3.



Fig. 2.

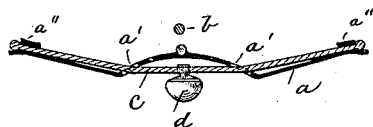
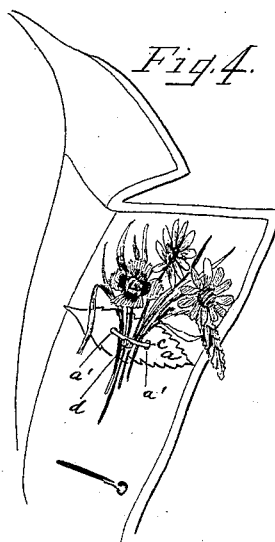


Fig. 4.



Witnesses:
Martha J. Jackson.
Emma J. Smith.

Inventor:
Robert F. Nelson.
by Allan Audrie his atty

UNITED STATES PATENT OFFICE.

ROBERT F. NELSON, OF MANSFIELD, MASSACHUSETTS.

BOUQUET-HOLDER.

SPECIFICATION forming part of Letters Patent No. 420,953, dated February 11, 1890.

Application filed May 31, 1889. Serial No. 312,677. (No model.)

To all whom it may concern:

Be it known that I, ROBERT F. NELSON, a citizen of the United States, and a resident of Mansfield, in the county of Bristol and State of Massachusetts, have invented new and useful Improvements in Bouquet-Holders, of which the following, taken in connection with the accompanying drawings, is a specification.

This invention relates to improvements in bouquet-holders; and it consists of a perforated bar or plate provided with a pin for securing the device to the garment, combined with an elastic cord or band passing loosely through the perforated bar or plate and having its ends secured to the latter, as will hereinafter be more fully shown and described, reference being had to the accompanying drawings, where—

Figure 1 represents a perspective view of the device. Fig. 2 represents a horizontal section of it. Fig. 3 represents a plan view of the blank from which the holder is made, and Fig. 4 represents a perspective view of the device shown in use.

Similar letters refer to similar parts wherever they occur on the different parts of the drawings.

The said plate or bar may be made of any suitable size and shape, plain or ornamental, to suit the demands of the trade and fashion.

To the plate or bar *a* is attached a pin *b*, of any well-known form, as shown in Fig. 1, by means of which the device is temporarily secured to the garment, as shown in Fig. 4.

In connection with the plate or bar *a*, I use an elastic band or cord *c*, which is loosely passed through perforations *a' a'* in the plate or bar *a*, and is secured in its ends to the back of the said plate or bar in any suitable manner.

In practice I prefer to provide the plate or bar *a* with end lips or projections *a'' a''*, which are bent backward over the ends of the elastic band or cord *c*, thus serving the purpose of securing the ends of said elastic band or cord to the plate or bar. That portion of

the elastic band or cord that is in sight in front of the plate or bar *a* serves as an elastic loop, between which and the front of the plate *a* the stems of the flowers or bouquet are confined when the device is in use, as shown in Fig. 4. It will thus be seen that by reason of the elasticity of the cord or band *c* the device is equally useful for holding a single flower or a number of flowers against the plate or bar *a*, as may be desired. By having the said elastic band or cord passing loosely through the perforations *a' a'* and extended beyond the latter to the ends of the plate or bar *a*, I am enabled to use an elastic band or cord of a length equal to the plate or bar *a*, by which it will yield sufficiently to allow for the insertion in the front loop of the stems of a number of flowers and for holding the same in position equally well as if a single flower was inserted in the said loop.

In practice I prefer to attach to the front part of the elastic cord or band *c* a small button, projection, or ornament *d*, which serves for the purpose of taking hold of when the cord is to be stretched preparatory to the insertion of the flower or flowers.

The invention is very simple in construction, very serviceable for the purpose for which it is intended, and can be manufactured at a very small expense.

What I wish to secure by Letters Patent and claim is—

The improved bouquet-holder, as described, consisting of the bar or plate *a*, having perforations *a' a'*, combined with the elastic cord or band *c*, passing loosely through said perforations and having its ends secured to said bar or plate, and the pin *b*, substantially as and for the purpose set forth.

In testimony whereof I have signed my name to this specification, in the presence of two subscribing witnesses, on this 25th day of May, A. D. 1889.

ROBERT F. NELSON.

Witnesses:

ALBAN ANDRÉN,

MARTHA J. JACKSON.