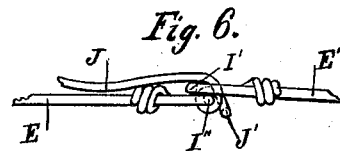
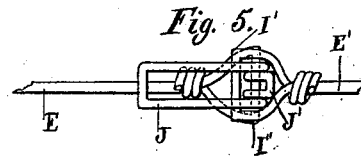
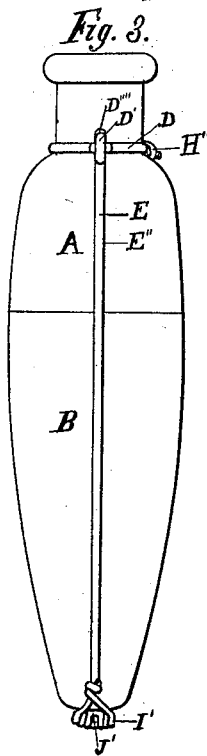
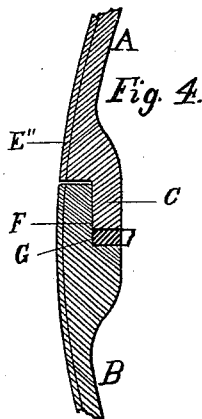
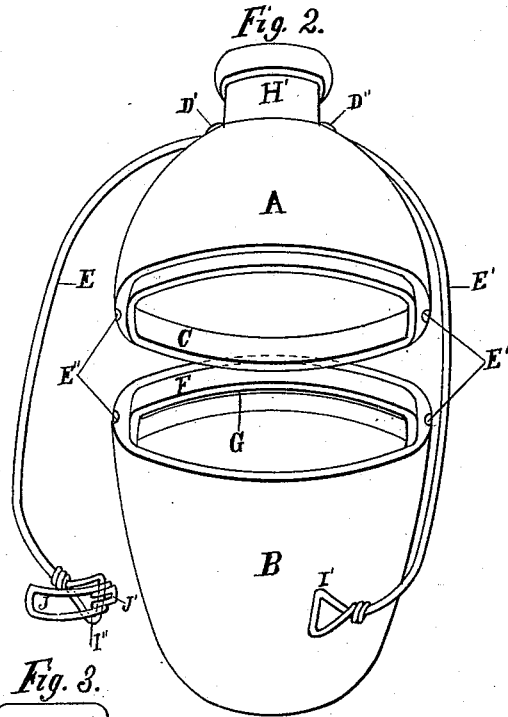
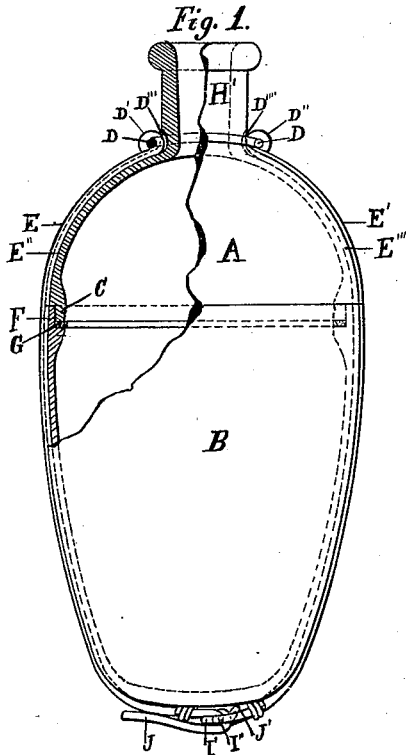


(No Model.)

J. W. ROSE & C. C. BALSTON.  
NURSING BOTTLE.

No. 420,965.

Patented Feb. 11, 1890.



Witnesses:  
O. F. Balston  
Jas. Parker Jr

Inventors  
Joseph W. Rose  
Clyde C. Balston.

# UNITED STATES PATENT OFFICE.

JOSEPH W. ROSE AND CLYDE CHESTER BALSTON, OF BROOKLYN,  
NEW YORK.

## NURSING-BOTTLE.

SPECIFICATION forming part of Letters Patent No. 420,965, dated February 11, 1890.

Application filed September 16, 1889. Serial No. 324,165. (No model.)

*To all whom it may concern:*

Be it known that we, JOSEPH W. ROSE and CLYDE CHESTER BALSTON, citizens of the United States, residing at Brooklyn, in the county of Kings and State of New York, have invented a new and useful Nursing-Bottle, of which the following is a specification.

Our invention relates to improvements in nursing-bottles in which the body consists of two separate parts which are joined together by means of clamp-wires and a catch; and the objects of our improvements are, first, to provide a means for the thorough cleansing of the interior of the bottle; second, a clamp or catch to hold the two parts of the bottle in close contact with each other, and, third, to render the joint water-tight by means of a suitable separator or packing placed between the surfaces of the joint. We attain these objects by the mechanism illustrated in the accompanying drawings, in which—

Figure 1 is a front view, partly in section, showing joint and position of clamp-wires and groove. Fig. 2 is a perspective view of face, joint, and interior of the bottle, showing the two parts separated and the clamp-wires disconnected; Fig. 3, a side vertical view of complete bottle; Fig. 4, enlarged vertical section of joint; Fig. 5, an enlarged bottom view of catch, and Fig. 6 a side view of same.

Similar letters refer to similar parts throughout the several views.

The bottle consists of parts A and B, the part A being connected with the part B at joint C; a flexible separator or packing-ring G, placed in the recess F in said joint; clamp-wires E E', hinged to the encircling wire D at the neck H' and fitting in the elongated grooves E'' E''', beginning at the recesses D''' D'''' and terminating at the bottom of said bottle; the clamp-wire E, terminated by the stirrup-shaped bend I'', bearing the lever J and the tangent catch J'; the clamp-wire E', terminated by the stirrup-shaped bend I'; the lever J on the stirrup-shaped bend I'' pass-

ing through the stirrup-shaped bend I' of the wire E' and pressing against the clamp-wire E, drawing the wire E and E' tightly together, thus causing the joint C of the parts A and B to press the flexible separator or packing-ring G, causing a water-tight joint C, the tangent catch J' of the lever J pressing against the bottom of the bottle to prevent the lever from separating from wire E and the bottle-bottom, the clamp-wires E E' being made a little short, in order that the pressure of the separating-ring G shall make up the slight deficiency in the length and cause a spring joint and catch.

What we claim as our invention, and desire to secure by Letters Patent, is—

1. A bottle consisting of two separate parts A and B, having the recesses D''' and D'''' and the grooves E'' E''', running parallel with and in the sides of said bottle, beginning at the recesses D''' D'''' and terminating at the bottom of bottle, substantially as herein described.

2. In a bottle consisting of two parts and having grooves E'' E''', the combination of a wire D, encircling the neck H' and fastened by a twist at H'', clamp-wires E E', bent around the encircling wire D, forming hinges D' D'', said clamp-wires fitting into the grooves E'' E''', as set forth.

3. The combination, in a bottle consisting of two parts, of a clamp-wire E, terminated by a stirrup-shaped bend I'', the hinged lever J, formed of wire bent around the stirrup-bend I'' and terminating in tangent catch J', and a clamp-wire E', terminating in the stirrup-bend I', all substantially as described and set forth.

Signed at New York, in the county of New York and State of New York, this 14th day of September, A. D. 1889.

JOSEPH W. ROSE.

CLYDE CHESTER BALSTON.

Witnesses:

CHAS. C. GILL,

ROBERT A. PORTEOUS.