

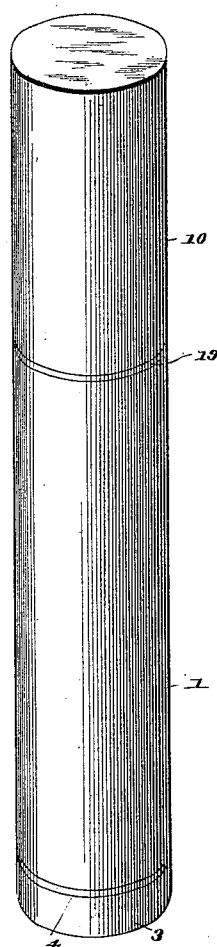
(No Model.)

G. E. FERREN.  
HOLDER FOR STICK CAUSTIC.


No. 421,070.

Patented Feb. 11, 1890.

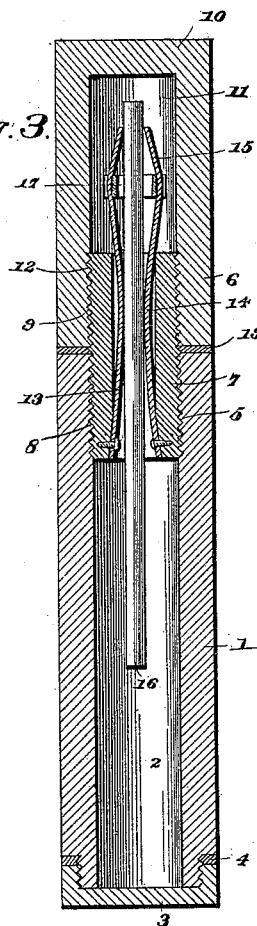
*Fig. 1*



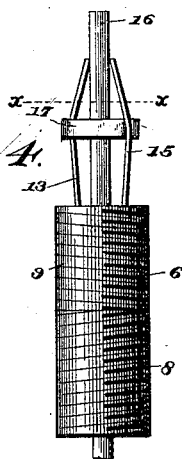
*Fig. 2*



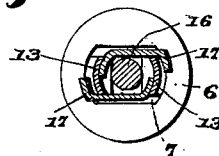
*Fig. 3*



*Fig. 4*



*Fig. 5*



Witnesses;

*J. M. Withrow,*

*W. S. Dwyer*

Inventor  
*George E. Ferren,*

By *J. H. S.* Attorneys

*C. A. Snow & Co.*

# UNITED STATES PATENT OFFICE.

GEORGE ELMER FERREN, OF PLANO, IOWA.

## HOLDER FOR STICK-CAUSTIC.

SPECIFICATION forming part of Letters Patent No. 421,070, dated February 11, 1890.

Application filed November 12, 1889. Serial No. 330,037. (No model.)

*To all whom it may concern:*

Be it known that I, GEORGE ELMER FERREN, a citizen of the United States, residing at Plano, in the county of Appanoose and State of Iowa, have invented a new and useful Holder for Stick-Caustic, of which the following is a specification.

This invention has relation to holders, and is especially adapted for holding sticks of caustic used for various purposes, and among the objects in view are to provide a secure holder, air-tight, and adapted to act as a receptacle for the caustic stick when not in actual use and to project the same for use when desired.

Further objects and advantages of the invention will hereinafter appear, and the novel features thereof will be particularly pointed out in the appended claims.

Referring to the drawings, Figure 1 is a perspective of a caustic-holder constructed in accordance with my invention. Fig. 2 is a similar view, the cap removed. Fig. 3 is a vertical longitudinal section. Fig. 4 is a detail perspective of a removable collar. Fig. 5 is a transverse section on line  $xx$  of Fig. 4.

Like numerals indicate like parts in all the figures of the drawings.

1 represents the holder, which forms a handle of the device, and the same is longitudinally bored, as at 2, throughout its length and reduced at its rear end and provided with screw-threads, and upon the same is mounted a removable cap 3, a washer 4 being interposed between the holder and cap for the purpose of forming an air-tight joint. The bore 2 at the opposite end of the holder is internally threaded, as at 5.

6 represents a collar provided with a rectangular bore 7. One half of the exterior of the collar is provided with screw-threads 8, adapted to coact with those of the internal bore of the handle, and the opposite half of the collar projects beyond the handle and is provided with screw-threads 9, disposed in a direction opposite to the threads 8.

10 represents a removable cylindrical cover or cap having an internal bore 11, closed at the lower end and provided with threads 12, adapted to coact with the threads 9 of the collar.

Mounted within the bore of the collar and arranged opposite each other are a pair of

springs 13, the ends of the springs being secured to the collar and converged toward each other, as at 14, at about the center of the collar, and then diverge to form jaws 15, the ends of which are maintained normally in contact with each other. Between the jaws is mounted a stick of caustic 16, the springs bearing upon the same at the two points mentioned, and the caustic at its rear end projecting back into the bore of the holder and being introduced by removing the cap 3 from the holder. Each of the springs is provided with an L-shaped arm 17, the L portion forming compressing-plates and overlapping the opposite jaw, to which it is secured, so that by grasping the two plates with the fingers and pressing upon the same the spring-jaws are opened, and by inverting the holder the caustic stick drops by gravity back into the holder, and the jaws coming together maintain the same in position and against protrusion.

When it is desired to use the stick, it is simply necessary to compress the L-shaped arms and permit the caustic stick to pass slightly through the same and release the arms, so that the jaws may clamp the same. The cover or cap is also air-tight at its joint with the holder by means of a rubber washer 19, inserted between the same and the holder.

The caustic as mounted is useful for many purposes, and is especially intended for cauterizing the heads of young cattle before the appearance of horns, whereby the same are prevented from subsequently appearing.

Having thus described my invention, I claim—

1. The combination, with the holder 1, having an internal bore threaded at its forward end, of a collar exteriorly threaded and rigidly mounted in the bore and having one end extended therefrom, and having an internal bore and opposite spring-jaws mounted in the collar, and a cap or cover having an internal bore and adapted to cover and engage the extended end of the collar, substantially as specified.

2. The combination, with the hollow holder internally threaded at one end, of a collar having the opposite halves of its exterior threaded in opposite directions, the threads of one half entering the threaded end of the holder and having a central bore, spring-

jaws mounted in the collar, a cover adapted to receive the collar, and a threaded cap mounted on the opposite threaded end of the holder, substantially as specified.

- 5 3. The combination, with the holder having a central bore, of a collar threaded in one end of the same, opposite springs terminating in jaws mounted in the collar and provided with opposite L-shaped finger-plates, the plate of

one spring overlapping that of the other, substantially as specified.

In testimony that I claim the foregoing as my own I have hereto affixed my signature in presence of two witnesses.

GEORGE ELMER FERREN.

Witnesses:

P. A. TICE,  
G. Y. ROSS.