

(No Model.)

J. P. THWAITE.  
REIN SUPPORT.

No. 421,210.

Patented Feb. 11, 1890.

Fig. 1.


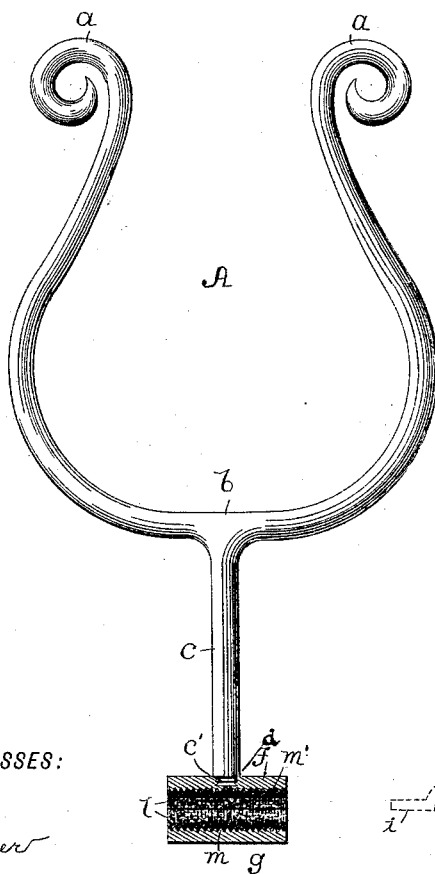


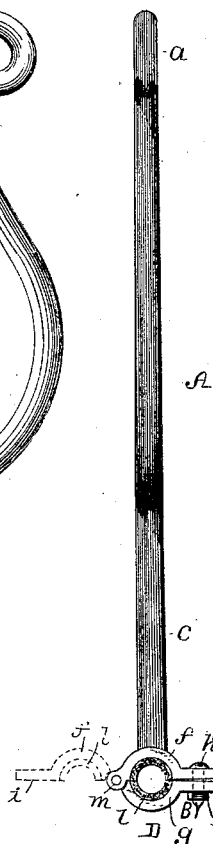
Fig. 2.



WITNESSES:

*J. G. Fischer*  
*A. A. Kingston*

Fig. 3.



INVENTOR:

*J. P. Thwaite*  
*His Attorneys*

# UNITED STATES PATENT OFFICE.

JAMES P. THWAITE, OF KANSAS CITY, MISSOURI.

## REIN-SUPPORT.

SPECIFICATION forming part of Letters Patent No. 421,210, dated February 11, 1890.

Application filed July 15, 1889. Serial No. 317,576. (No model.)

*To all whom it may concern:*

Be it known that I, JAMES P. THWAITE, of Kansas City, Jackson county, Missouri, have invented certain new and useful Improve-  
5 ments in Rein-Supports, of which the following is a full, clear, and exact description, reference being had to the accompanying drawings, forming a part hereof.

My invention relates to adjustable rein-  
10 supports.

The object of the invention is to provide a cheap and simple device which can be attached to the rail on the dash-board of phaetons and other vehicles without disfiguring  
15 the same in any manner; and it consists in the novel combination and arrangement of parts, as will more fully appear from the following description.

In the accompanying drawings, forming a  
20 part of this specification, Figure 1 is a perspective view of a phaeton, showing my rein-support attached to the rail of the dash-board. Fig. 2 is a front elevation of my invention, showing the clamp by means of which the  
25 device is secured to the dash-board in section; and Fig. 3 is a side elevation of same, showing the clamp in an open position in dotted lines.

Referring to the drawings by letter, A represents my improved rein-holder, which consists of two curved prongs *a a*, meeting at their lower ends *b*, where they are formed  
30 into a stem *c*, the lower end of which is threaded, as at *c'*, in order that it may be screwed into an internally-screw-threaded aperture *d* in the upper part of clamp D. Said  
35 clamp D consists of two locking-jaws *f g*. Cast integrally therewith are lips *h i*, through which pass two threaded bolts *k*, upon the  
40 lower ends of which are nuts *k'*, by means of which the clamp is rigidly secured to the rail of the dash-board. The jaws *f g* of the clamp D are hinged, as at *m*, on the opposite side of

the clamp to that upon which the lips *h i* are formed. To obtain a firmer hold upon the  
45 rail of the dash-board, I corrugate the inner surface of the clamping-jaws, as shown at *m'*, and to prevent said corrugations from defacing the rail I provide a lining *l*, composed of felt or other pliable material.

Phaetons for which my device is best adapted are usually constructed with curved dash-boards, which, together with the seat, is so  
50 low that it is necessary for the driver to allow the reins to hang at the side of the animal, causing great inconvenience and making it impossible for the driver to have full control over them. Consequently something  
55 is required to support the reins, so that they will pass directly over the animal's back.

My improved rein-support can be easily attached or removed and will not disfigure the dash-board. It can also be placed at any desired point on the rail, either at the center or  
60 near the ends.

Having thus described my invention, what I claim as new, and desire to secure by Letters Patent, is—

As an improved article of manufacture, the rein-holder comprising the hinged locking-  
70 jaws *f g*, with integral lips *h i*, respectively, said jaws having the inner corrugated surfaces *m'* and the lining *l*, the bolts *K* in openings in the lips, and having the nuts *K'*, the stem *c*, having the threaded lower extremity  
75 *c'*, secured in an opening in jaw *f*, and the curved prongs *a*, rising from the said stem, all arranged and adapted to operate substantially as described.

In testimony whereof I affix my signature in  
80 presence of two witnesses.

JAMES P. THWAITE.

Witnesses:

F. G. FISCHER,  
A. A. HIGDON.