

(No Model.)

S. A. HARRYMAN.
FOOT WARMER.

No. 421,930.

Patented Feb. 25, 1890.

Fig. 1.

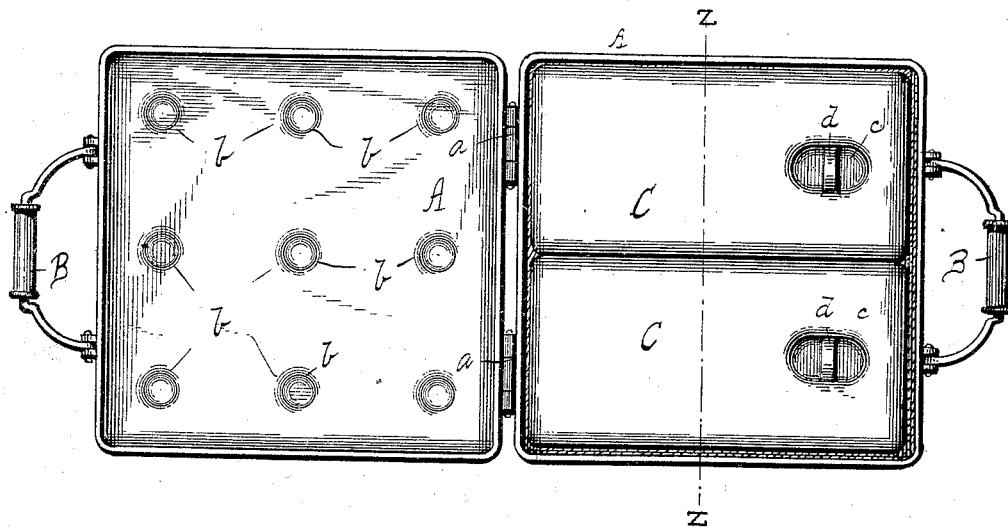


Fig. 2.

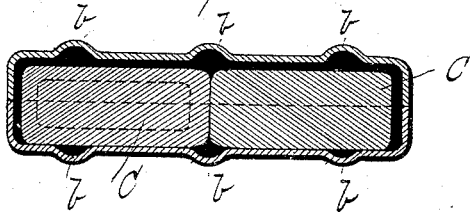
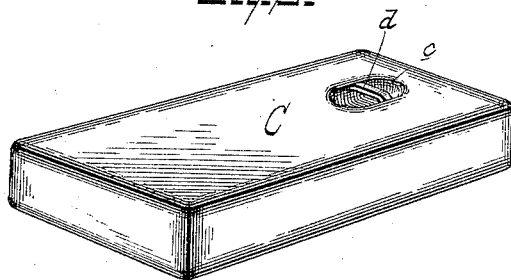


Fig. 3.



WITNESSES:

L. C. Mills
C. H. Bond.

INVENTOR

Sarah A. Harryman.

BY

Chas. T. Fowler.

ATTORNEY.

UNITED STATES PATENT OFFICE.

SARAH A. HARRYMAN, OF SEDALIA, MISSOURI.

FOOT-WARMER.

SPECIFICATION forming part of Letters Patent No. 421,930, dated February 25, 1890.

Application filed November 29, 1889. Serial No. 331,910. (No specimens.)

To all whom it may concern:

Be it known that I, SARAH A. HARRYMAN, a citizen of the United States, residing at Sedalia, in the county of Pettis and State of Missouri, have invented certain new and useful Improvements in Foot-Warmers; and I do hereby declare that the following is a full, clear, and exact description of the same, reference being had to the annexed drawings, making a part of this specification, and to the letters of reference marked thereon.

This invention relates to certain new and useful improvements in foot-warmers; and it has for its object to provide an improved device of this character which shall be simple, cheap, and efficient.

The novelty resides in the peculiarities of construction and the combinations, arrangement, and adaptation of parts, all as more fully hereinafter described, shown in the drawings, and then particularly pointed out in the appended claim.

The invention is clearly illustrated in the accompanying drawings, which, with the letters of reference marked thereon, form a part of this specification, and in which—

Figure 1 is a plan view of my improved foot-warmer open and with the heating-blocks in place. Fig. 2 is a cross-section thereof on the line *zz* of Fig. 1, with the case closed. Fig. 3 is a perspective view of one of the blocks removed.

Like letters of reference indicate like parts throughout the several views.

Referring now to the details of the drawings by letter, A designates the case, which is composed of two like parts hinged together by means of suitable hinges *a*, and each section or half provided with a suitable handle *B*, by which the device may be carried from place to place when desired. The outer faces of these halves or sections are formed with protuberances or teats *b*, which serve to keep

the body of the device from direct contact with the bedclothes or other articles with which it would otherwise come in contact, thus preventing burning thereof.

C are soapstone or other blocks, there being preferably two, adapted to fit within the case side by side, as shown in Fig. 1, although one might be employed twice the size of those shown, so as to fill the case; but two are preferred, for the reason that they can be easier handled, and so that the degree of heat may be varied by placing either the two in the case at once or by alternating them—that is, taking one out when it becomes partly cold and replacing it by a hot one, thus keeping one hot one and one partly-cooled one in the case together. These blocks are designed to be heated in any suitable manner before being placed in the case, and to facilitate their being handled I provide each with a depression *c* at one end, as shown, and across this depression place a bar or other suitable contrivance *d*, to receive the end of a hooked rod or other suitable device adapted for the purpose.

Any suitable catch may be employed to hold the case in its closed position.

What I claim as new is—

As an improved article of manufacture, the case formed of two sections hinged together and the outer face of each section provided with exterior protuberances, and the heating-blocks adapted to be removably inserted in said case and provided with depressions, and bars extending across said depressions, substantially as shown and described.

In testimony that I claim the above I have hereunto subscribed my name in the presence of two witnesses.

SARAH A. HARRYMAN.

Witnesses:

CHARLES NEALE,
JNO. D. RUSSELL.