

(No Model.)

G. D. RAMSDELL.
CARRIAGE SEAT.

No. 421,970.

Patented Feb. 25, 1890.

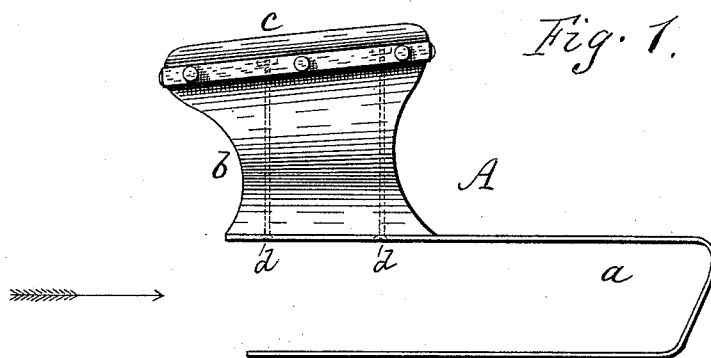


Fig. 2.

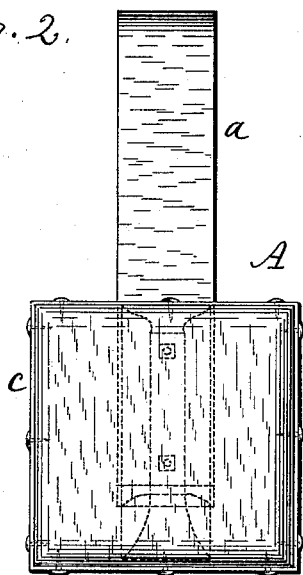
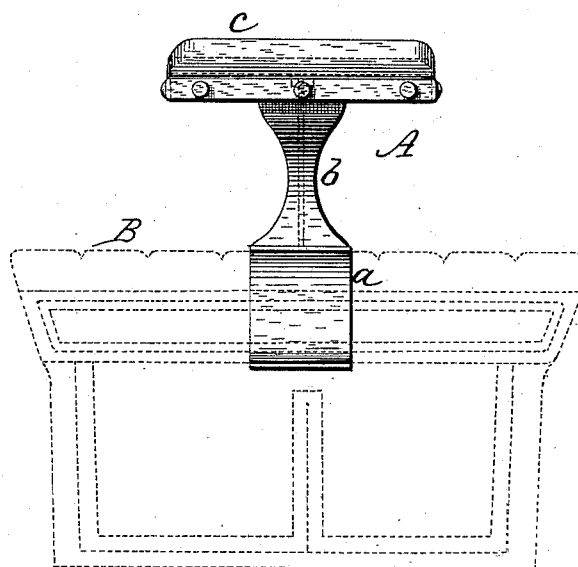


Fig. 3.



Witnesses

C. G. Crannell.
F. Merriam.

Inventor

Geo. D. Ramsdell
By his Attorney
R. F. Osgood

UNITED STATES PATENT OFFICE.

GEORGE D. RAMSDELL, OF ROCHESTER, NEW YORK.

CARRIAGE-SEAT.

SPECIFICATION forming part of Letters Patent No. 421,970, dated February 25, 1890.

Application filed July 5, 1889. Serial No. 316,562. (No model.)

To all whom it may concern:

Be it known that I, GEORGE D. RAMSDELL, of Rochester, in the county of Monroe and State of New York, have invented a certain
5 new and useful Improvement in Carriage-Seats; and I do hereby declare that the following is a full, clear, and exact description of the same, reference being had to the drawings accompanying this application.

10 My improvement relates to supplementary seats for carriages, by which means a third person can ride with comfort. Such seats are known.

My invention consists of a supplementary
15 seat provided with an open-ended loop on its under side adapted to be hooked around the back of the carriage-cushion, as hereinafter more fully described.

In the drawings, Figure 1 is a side elevation of the supplementary seat. Fig. 2 is a
20 plan view of the same. Fig. 3 is a front elevation looking in the direction of the arrow, Fig. 1, and showing in dotted lines a front elevation of the cushion to which the seat is
25 attached.

A indicates the supplementary seat, and B the cushion to which it is attached. The seat consists of a double-armed metallic loop
30 *a*, forming a fastening open on its front side, but closed on its back, and of such shape that it can be hooked around the cushion of the carriage; also, a standard *b*, of any suitable shape, attached on the front end of the
35 upper leaf of the loop, and a seat proper *c*, which is secured to the top of the standard by long screw-bolts *d d* that are slotted at the lower ends to enable them to be turned
40 by a screw-driver, and are provided with nuts at their upper ends, which are sunken in the wood, so as not to interfere with the upholstery. The seat is of small size, but
sufficient to support the occupant who sits thereon.

In use the loop is hooked around the
45 cushion of the main seat and rests midway of the width of the main seat, and the supplementary seat *c* rests directly above the front of the main seat at such elevation as to allow the legs of the persons who occupy the
50 two sides of the main seat to rest beneath it without bearing the weight above. The third

person, who sits in the middle, occupies the supplementary seat, and has an easy position with plenty of room in front.

To give room and freedom to the legs of 55 the side occupants, the standard *b* is made as thin as is consistent with necessary strength, and is preferably hollowed or concaved at the sides, as shown in the front view, Fig. 3. By this arrangement a portable 60 third seat is provided which gives ease to all the occupants of the carriage and enables the third party to sit back on a firm support, while the side occupants have freedom of motion and are relieved of any 65 weight above. The loop, by passing around the cushion, is held firmly in place, and cannot work out of place either forward or side-wise.

When not in use, the device can be readily 70 removed from place, and, being small and light, it can be packed under the seat or in any other convenient place.

The loop *a*, being made yielding, can be sprung up high enough to enable the side 75 occupants to get into place in entering the carriage or to alight again.

This seat is interchangeable from one carriage to another without extra fixtures, as it is held in place by simply hooking around 80 the cushion.

This invention is applicable not only to single-seated carriages, but also to double-seated carriages, sleighs, cutters, and all kinds of vehicles where a cushion is used. 85

Having described my invention, I do not claim, simply and broadly, a supplementary seat for a third person; but

What I claim as new, and desire to secure by Letters Patent, is— 90

A central supplementary carriage-seat provided with an open-ended loop on its under side capable of hooking around the carriage-cushion, as and for the purpose specified.

In witness whereof I have hereunto signed 95 my name in the presence of two subscribing witnesses.

GEO. D. RAMSDELL.

Witnesses:

R. F. OSGOOD,
M. D. PHILLIPS.