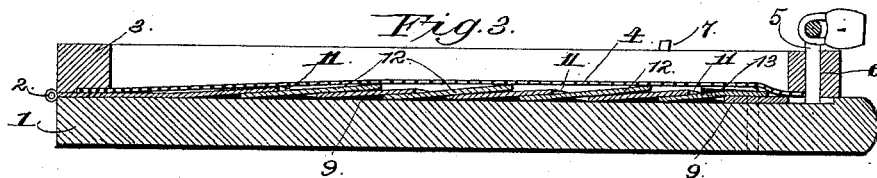
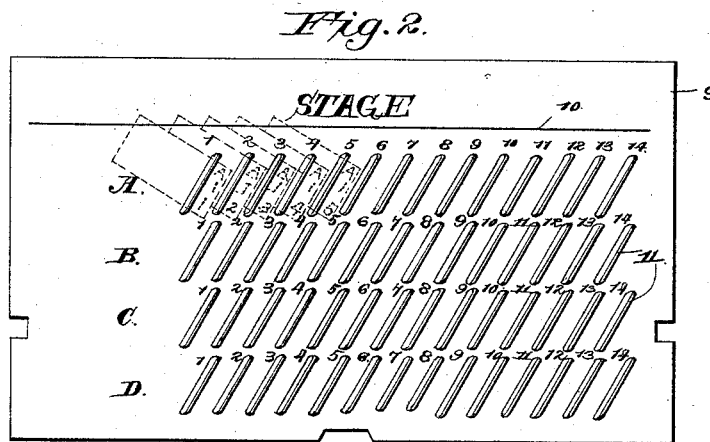
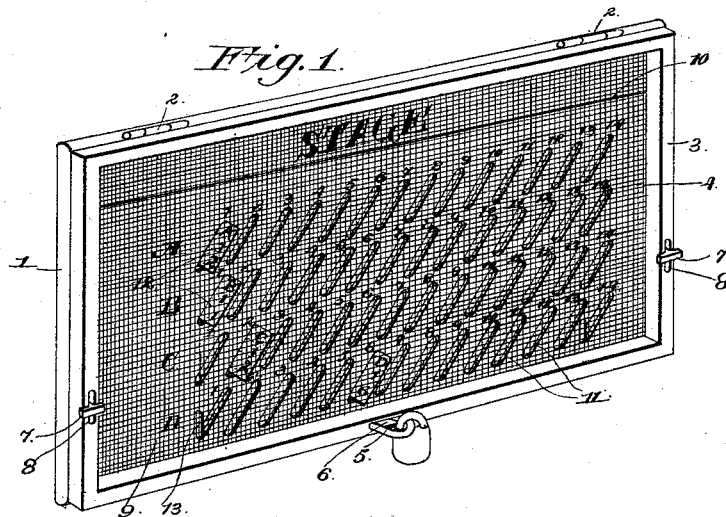


(No Model.)

W. H. PILCHER.
TICKET CASE.

No. 422,037.

Patented Feb. 25, 1890.



Witnesses:

M. E. Sawyer
W. J. Duval

By his Attorneys,

William H. Pilcher

C. A. Snow & Co.

UNITED STATES PATENT OFFICE.

WILLIAM H. PILCHER, OF CHANDLERVILLE, ILLINOIS.

TICKET-CASE.

SPECIFICATION forming part of Letters Patent No. 422,037, dated February 25, 1890.

Application filed September 6, 1889. Serial No. 323,163. (No model.)

To all whom it may concern:

Be it known that I, WILLIAM H. PILCHER, a citizen of the United States, residing at Chandlerville, in the county of Cass and State of Illinois, have invented a new and useful Ticket-Case, of which the following is a specification.

This invention has relation to a ticket plat and holder for theaters and other public places wherein tickets are sold, and among the objects of the invention are to provide a plat having slits corresponding in number and arrangement with the seats of the house and indicated by corresponding characters, said slits being so arranged as to occupy as little space as possible and to be adapted for the ready reception and removal of tickets and for exposing the coupon end thereof to view, whereby the tickets may be examined without removal, and to provide a suitable case which, while arranged and adapted to permit a view from the exterior of the contents of the case, yet will prevent access of unauthorized persons thereto.

My invention is also adapted for use in other places than ticket-offices—as, for instance, in hotels, railway-depots, and other public places where it is customary to keep tickets on sale.

With these general objects in view the invention consists in a suitable base-board to which is hinged a lid having a sight-opening, and upon said board is arranged a plat of suitable card-board or other material having a series of slits arranged diagonally or obliquely and overlapping each other, agreeing in number and relative location with the seats, and adapted for the reception of tickets and exposure of the coupon end thereof.

Referring to the drawings, Figure 1 is a perspective of a ticket-case constructed in accordance with my invention. Fig. 2 is a plan of the plat. Fig. 3 is a transverse section taken through Fig. 1.

Like numerals of reference indicate like parts in all the figures of the drawings.

1 represents a suitable base, preferably rectangular, to one edge of which by hinges 2 is connected a swinging open frame 3, preferably covered by wire-netting 4, or it may be a pane of glass or other transparent sub-

stance. A staple 5 projects from the opposite edge of the base 1 and is adapted to be inserted through a slot 6 in the corresponding edge of the swinging cover and to project beyond the same and to receive an ordinary padlock. From the opposite ends of the base 1 there project outwardly turn-buttons 7, which are designed to be inserted through corresponding slots 8, formed in the end rails of the swinging frame, and to be turned over the same, thus serving as an additional fastening means or temporary fastening means when it is not desired to lock the case.

9 represents the plat, which is secured within the case and upon the base 1 at only one edge, and that by means of one of the leaves of the hinges 2. The plat partakes in contour of the plan of the auditorium and may be formed of any suitable material best adapted for the purpose, such as card-board, linen-board, celluloid, &c.

The plat is provided at one side with a suitable line, as 10, indicating the location of the foot-lights and in front of the same with regular rows of slits 11, the slits being of such a length as to approximate the width of and adapt them to receive the tickets. For the purpose of utilizing space the slits are arranged diagonally, so that they overlap the adjacent slit, and are preferably lettered alphabetically in rows, as is usual in the division of theaters, and each seat of each row preferably properly numbered, as shown in the drawings, although such lettering and numbering will not be absolutely necessary, as the exposed coupons of the tickets, when the latter are arranged in regular order, will serve this purpose.

12 represents the tickets, the coupon ends of which project through and out from the slits 9 a sufficient distance to permit of the exposing of the indications of location of the seat for which they are intended. In this manner a person can glance at the plat and select any seat or seats in which the tickets remain, and after having made a selection the absence of such tickets as correspond therewith will be evidence to the ticket-seller and subsequent purchasers that those seats have been sold.

13 represents L-shaped keepers formed of

wire and projecting from the base 1 through any of the end slits 9, and these keepers, when used, serve to maintain the free end of the plat upon the base.

5 In small theaters, where the indicating characters are marked by hand upon the tickets, it will be apparent that my device has a still further advantage in that it is simply necessary in order to prepare a plat for
10 public inspection to fill all of the vacant slits with tickets and then, using the base as a desk, the ticket-seller can with a pen or pencil put such characters or numbers upon each projecting ticket as agrees with that of the
15 slit from which it projects.

Having described my invention, what I claim is—

1. A ticket-case consisting of a base containing the plat, a hinged leaf mounted there-
20 on and provided with a central inspection transparent panel, and locking means for the hinged leaf, substantially as specified.

2. The combination, with the base, the transparent frame, and hinges connecting
25 said base and frame along one edge, of the

removable ticket-receiving plat mounted on said base, one edge thereof being clamped between the base and the inner leaves of the hinges, as and for the purpose set forth.

3. The combination, with the base and the
30 removable plat having a series of ticket-receiving openings, of the L-shaped keepers, their bodies loosely mounted in said base and their feet engaging certain of said openings, as and for the purpose set forth.

4. The combination, with the base of a
35 ticket-case, of a horizontally-disposed plat mounted thereon and provided with a series of rows of diagonally-disposed slits adapted for the reception of tickets and the exposure
40 of one of the ends of each of the tickets, substantially as specified.

In testimony that I claim the foregoing as my own I have hereto affixed my signature in presence of two witnesses.

WILLIAM H. PILCHER.

Witnesses:

N. D. BOONE,
J. D. MILSTEAD.