

(No Model.)

J. R. MOELLER.
PHOTO NEGATIVE BATH DISH.

No. 422,143.

Patented Feb. 25, 1890.

Fig: 1.

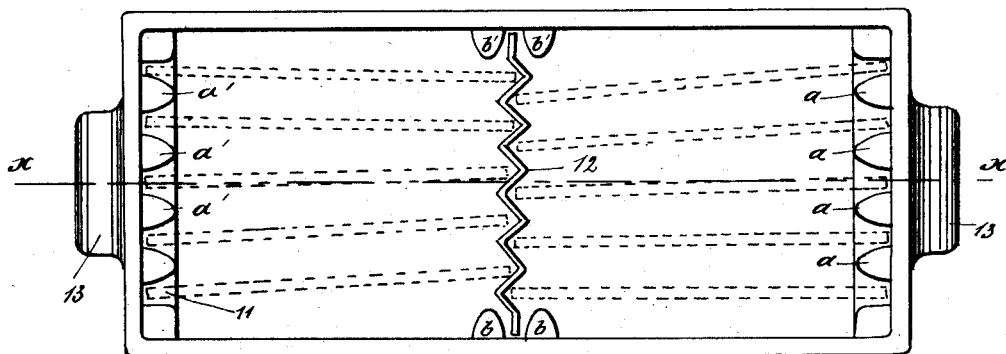


Fig: 2.

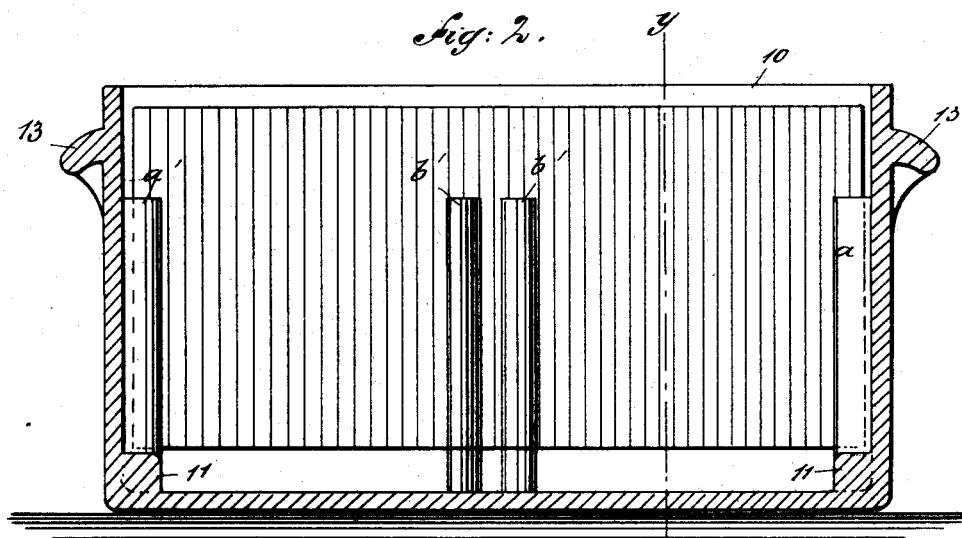
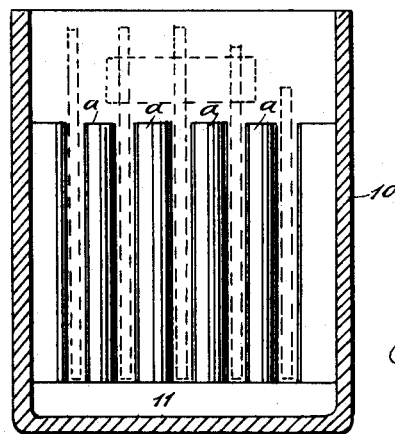


Fig: 3.



WITNESSES:

Chas. Nida
C. Sedgwick

INVENTOR:

J. R. Moeller

BY

Munn & Co

ATTORNEYS.

UNITED STATES PATENT OFFICE.

JOHN R. MOELLER, OF GRAND ISLAND, NEBRASKA.

PHOTO-NEGATIVE BATH-DISH.

SPECIFICATION forming part of Letters Patent No. 422,143, dated February 25, 1890.

Application filed August 16, 1889. Serial No. 321,006. (No model.)

To all whom it may concern:

Be it known, that I, JOHN R. MOELLER, of Grand Island, in the county of Hall and State of Nebraska, have invented a new and
5 Improved Photo-Negative Bath-Dish, of which the following is a full, clear, and exact description.

This invention relates to dishes of the class employed in the treatment of photo-negatives, the objects of the invention being to
10 support a number of negatives in a single dish in a manner such that they will not bear against each other, and also in a manner such that the lower edges of the negatives
15 will be held above the sediment that is deposited in the bath.

To the ends above named the invention consists in the construction hereinafter more fully described, and specifically pointed out
20 in the claim.

Reference is to be had to the accompanying drawings, forming a part of this specification, in which similar figures and letters of reference indicate corresponding parts in all
25 the views.

Figure 1 is a plan view of my improved photo-negative bath-dish. Fig. 2 is a longitudinal sectional view on line *x x* of Fig. 1, and Fig. 3 is a cross-sectional view on line *y*
30 *y* of Fig. 2.

In the drawings, 10 represents a dish, preferably of porcelain or earthenware, and formed with a series of inwardly-extending ribs or flanges *a a' a'*, the ribs or flanges
35 extending inward from each end wall of the dish. Across the bottom of the end walls there are formed ledges 11, adapted to support the lower edges of the negatives.

In the treatment of negatives they are

placed so that their ends rest between the 40 ribs at either end of the dish, their lower edges resting upon the ledges 11, thus holding the negatives apart, as represented in Figs. 1 and 3. Negatives of a length sufficient to reach from ledge to ledge would ordinarily be placed as represented in Fig. 2;
45 but in order that shorter negatives may be treated in the dish I form side walls of the dish with inwardly-extending flanges *b b' b'*, and between said flanges I insert a corrugated partition 12, which, when the plates
50 are adjusted, as indicated by dotted lines in Fig. 1, serves to hold the said plates from touching.

If desired, the dish may be provided with 55 handles 13, as illustrated. Now, although I have represented only two inwardly-extending ribs at each side of the dish, I desire it to be understood that any number of such ribs *b* or *b'* might be employed. 60

The ledges 11 hold the negatives above the bottom of the dish and out of the sediment which is bound to settle from the solution.

Having thus described my invention, I 65 claim as new and desire to secure by Letters Patent—

As a new article of manufacture, a vitreous or earthenware photo-negative bath-dish having integral vertical end and side ribs *a* 70 *a' b b'*, integral transverse ledges 11 at the lower ends of said end ribs, and a corrugated partition, substantially as set forth.

JOHN R. MOELLER.

Witnesses:

EDWARD KENT, Jr.,
C. SEDGWICK.