

(No Model.)

P. M. LEWIS.
ATTACHMENT FOR WINDOW FRAMES.

No. 422,233.

Patented Feb. 25, 1890.

Fig. 1.




Fig. 3.

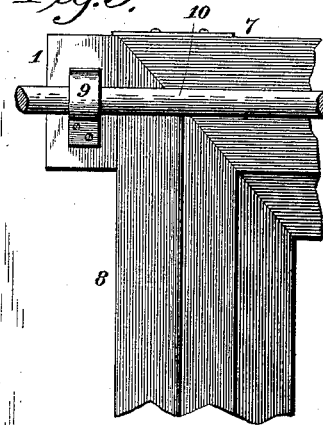
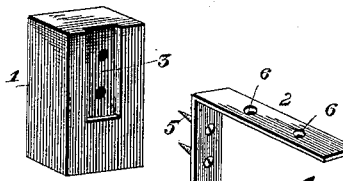


Fig. 2.



WITNESSES:

John Enders, Jr.
Ernest Jones

INVENTOR:

Philip M. Lewis,
by Edwin Dugger & Co.
Attorneys

UNITED STATES PATENT OFFICE.

PHILIP M. LEWIS, OF WASHINGTON, DISTRICT OF COLUMBIA, ASSIGNOR OF
ONE-HALF TO ISAAC GANS, OF SAME PLACE.

ATTACHMENT FOR WINDOW-FRAMES.

SPECIFICATION forming part of Letters Patent No. 422,233, dated February 25, 1890.

Application filed October 16, 1889. Serial No. 327,169. (No model.)

To all whom it may concern:

Be it known that I, PHILIP M. LEWIS, a citizen of the United States, residing at Washington, in the District of Columbia, have invented certain new and useful Improvements in Attachments for Window-Frames; and I do hereby declare that the following is a full, clear, and exact description of the invention, which will enable others skilled in the art to
10 which it appertains to make and use the same.

My invention relates to an attachment for window-frames, to which curtain-pole brackets may be secured, thus avoiding the necessity of affixing such brackets directly to the
15 frame.

As now practiced it is the custom to affix or secure the brackets of curtain-poles directly to the window-frames by means of nails or screws. This is a very objectionable proceeding, as the nails or screws frequently split and otherwise damage and injure the frames. The holes formed by these fastening devices also mar the appearance of the window. It is also impossible without the exercise of great care to affix the brackets in perfect alignment with each other, so that the curtain-pole when inserted therein will lie in a horizontal position. So frequently does this occur that it is often necessary after the brackets have been secured in position to remove and readjust the same, in order that the pole may be held in proper position. There are other defects incident to the ordinary method of securing curtain-pole brackets which are well known and which do not require to be specifically mentioned here.

My invention is designed to obviate the objections above named and to provide an attachment for window-frames which may be readily secured thereto and removed therefrom, and to which the brackets for the curtain-pole may be affixed in an expeditious and perfect manner.

The invention consists in the novel construction and combination of parts hereinafter fully described and claimed.

In the accompanying drawings, Figure 1 is a perspective view of a window, showing my improved attachment secured thereto. Fig. 2 is a perspective view of the attachment removed. Fig. 3 is a front elevation of one end of a window-frame with my improved attach-

ment applied thereto and showing a portion of a curtain-pole and a bracket secured to the attachment.

In the said drawings, the reference-numeral 1 designates the block or body, and 2 the projecting arm.

The preferred form of construction I have illustrated in Fig. 2. In this construction the body or block consists of a rectangular piece of wood of proper dimensions, to which the brackets for the curtain-pole may be affixed in any manner desired. On one of its edges this block is provided with a groove or mortise 3, extending about midway of the length of the same, and is of a width and depth about equal to the thickness and width of the arm, so that the latter will snugly fit therein.

2 designates the projecting arm, which I have shown as consisting of a metallic strip or bar bent over at its center at right angles, one portion thereof being secured to the block by screws or nails 5, while the other is adapted to be secured to the window-frame by screws or nails passing through the aperture 6.

The attachment is secured to the window-frame by placing the projecting arm upon the upper surface of the top cross-piece with the body or block resting snugly against the upright side pieces and passing the fastening screws or nails through the aperture 6 into the transverse top piece of the frame. This cross-piece is designated by the numeral 7, while 8 8 designate the upright side piece. 9 designates the brackets, and 10 the curtain-pole.

The advantages of my invention will be obvious. The brackets can be secured to the body 1 before the attachment is secured to the window-frame, so that they will always be in perfect alignment, and the curtain-pole consequently always be perfectly horizontal. The appearance of the window is not marred, as the holes for attaching screws being on the upper surface of the cross-piece 7 they are invisible to occupants of the room. It will also be noted that the attachments can be manufactured very cheaply and furnished at such cost as to place them within the reach of every one, and the annoyance and vexation incident to the ordinary manner of affixing brackets can then be avoided.

Having thus described my invention, I claim

and desire to secure by Letters Patent of the United States—

1. As a new article, the herein-described attachment for window-frames, consisting of a
5 block or body grooved upon one of its edges and a metallic strip or bar in said groove flush with the surface of the body or block and bent over at right angles, forming a projecting arm in line with the upper edge of said body or
10 block, substantially as described.

2. The combination, with a window-frame, of the attachment consisting of a body or block having a groove in its upper inner edge, a metallic bar or strip secured in said groove

and bent over to form a projecting arm secured to the top of the window-frame, so that said block will be flush with the inner surface of the frame, and a curtain-pole bracket secured to said body or block, substantially as described. 15 20

In testimony that I claim the foregoing as my own I have hereunto affixed my signature in presence of two witnesses.

PHILIP M. LEWIS.

Witnesses:

BENNETT S. JONES,
AUGUST PETERSON.