

(No Model.)

W. F. BERNSTEIN.
BEDSTEAD.

No. 422,704.

Patented Mar. 4, 1890.

Fig. 1.

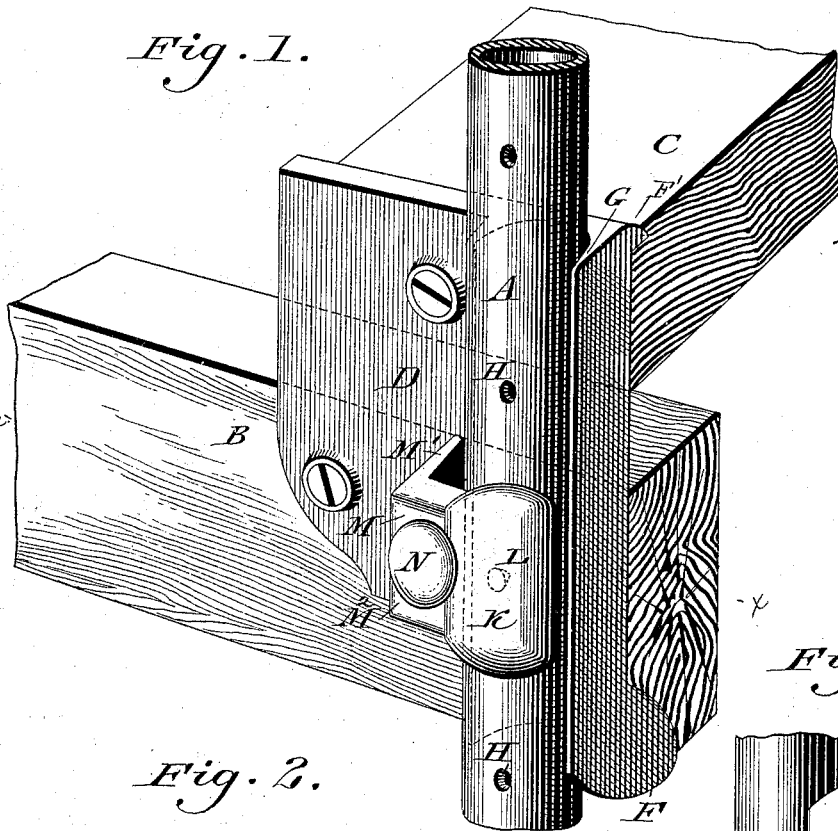


Fig. 2.

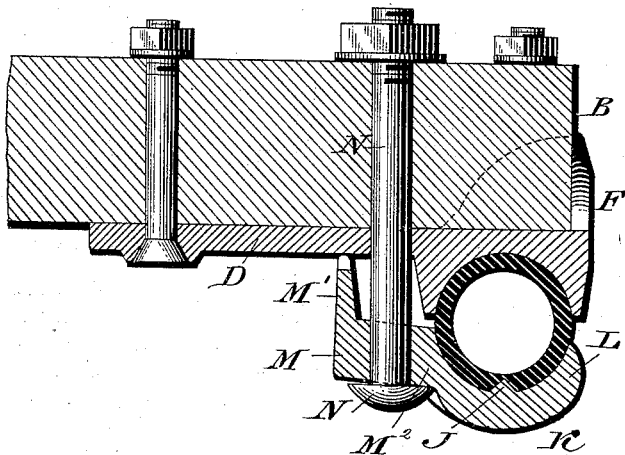
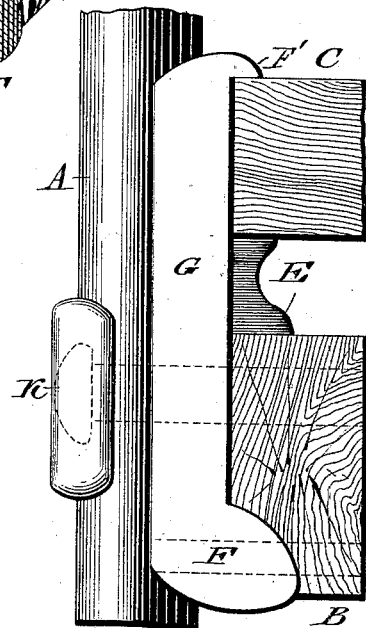


Fig. 3.



WITNESSES:

P. F. Nagle
James F. Kelly

INVENTOR:

W. F. Bernstein.

BY

John A. Diederichsen

ATTORNEY

UNITED STATES PATENT OFFICE.

WILLIAM F. BERNSTEIN, OF PHILADELPHIA, PENNSYLVANIA.

BEDSTEAD.

SPECIFICATION forming part of Letters Patent No. 422,704, dated March 4, 1890.

Application filed May 9, 1889. Serial No. 310,113. (No model.)

To all whom it may concern:

Be it known that I, WILLIAM F. BERNSTEIN, a citizen of the United States, residing in the city and county of Philadelphia, State of Pennsylvania, have invented a new and useful Improvement in Bedsteads, which improvement is fully set forth in the following specification and accompanying drawings.

My invention consists in improvements in metallic and other bedsteads, the same embodying means for connecting the posts and rails.

Figure 1 represents a perspective view of a portion of a bedstead embodying my invention. Fig. 2 represents a horizontal section on line *xx*, Fig. 1. Fig. 3 represents an end view thereof.

Similar letters of reference indicate corresponding parts in the several figures.

Referring to the drawings, A designates one of the posts of a bedstead, B the side rail, and C the cross-rail.

D designates a bracket to which the rails are secured, the same having shoulders E F, which embrace the side rail, the shoulder E resting on the side rail and adapted to sustain one end of the cross-rail. At the upper edge of the bracket is a flange F', which engages a shouldered portion on the upper side of the cross-rail, so that the end of the said rail is held securely between it and the shoulder E. On the outer face of the bracket is a semi-tubular socket G, which receives the metal post A, which, as is evident, represents either the head or foot of the bedstead, said post having at intervals depressions or recesses H, either of which receives a stud J on the inner face of a clamp K, or vice versa. This clamp, formed of metal, consists of a portion L, having its inner face curved and in contact with the adjacent portion of the post, and an angular portion M at the side of the portion L. The outer limb M' of the portion M extends vertically and rests against the bracket. The front limb M² of said angular portion has passed through it a bolt N, which also passes through the bracket and side rail

and carrying at its inner end a nut for tightening purposes. It will be seen that when said nut is loosened the clamp may be disconnected from the post, and the bracket may then be raised or lowered according to the height it is desired to adjust the bed-bottom, after which the nut is tightened, the bolt N presses the clamp firmly against the post, it being noticed that the limb M' of the angular portion of the clamp resting on the bracket acts as a fulcrum, so that the portion L of the clamp is drawn most firmly against the post. The angular portion, owing to the space existing on the back of the same, is somewhat elastic in its nature, so that the portion L may be compressed against the post with greater gripping effect. As the post rests within the socket and is embraced by the two side walls thereof, and is further held by the clamp, it is evident that said post is prevented from shifting in lateral direction or displacement in vertical direction.

Having thus described my invention, what I claim as new, and desire to secure by Letters Patent, is—

1. In a bedstead, the combination of a rail, a bracket with a socket on one side, a post in said socket, a clamp bearing against said post and having an angular limb with its end bearing against the bracket, a bolt passing through openings in the clamp, bracket, and rail, and a nut on said bolt bearing against the rail, substantially as described.

2. In a bedstead, the combination of a cross or end rail and a side rail, with a bracket having shoulders E and F, and the socket G, a post with openings therein, a clamp with curved portion having a stud, and an angular portion having an opening, and a bolt with nut, said bolt passing through said opening of clamp and secured to said side rail, substantially as described.

WILLIAM F. BERNSTEIN.

Witnesses:

JOHN A. WIEDERSHEIM,
A. P. JENNINGS.