

(No Model.)

S. W. EVANS, Jr.
FERRULE FOR CANES, UMBRELLAS, &c.

No. 422,753.

Patented Mar. 4, 1890.

Fig. 1.

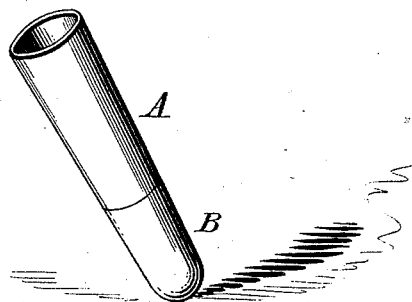


Fig. 2.

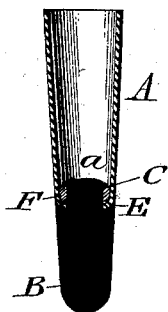
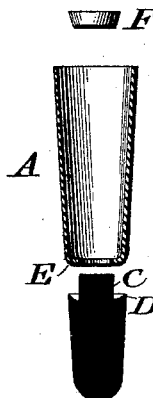


Fig. 3.



WITNESSES:

P. F. Nagle.
L. Dourille.

INVENTOR:

Samuel W. Evans, Jr.
BY *John D. Diersheim*
ATTORNEY.

UNITED STATES PATENT OFFICE.

SAMUEL W. EVANS, JR., OF PHILADELPHIA, PENNSYLVANIA.

FERRULE FOR CANES, UMBRELLAS, &c.

SPECIFICATION forming part of Letters Patent No. 422,753, dated March 4, 1890.

Application filed July 11, 1889. Serial No. 317,160. (No model.)

To all whom it may concern:

Be it known that I, SAMUEL W. EVANS, JR., a citizen of the United States, residing in the city and county of Philadelphia, State of Pennsylvania, have invented a new and useful Improvement in Ferrules for Canes, Umbrellas, &c., which improvement is fully set forth in the following specification and accompanying drawings.

My invention consists of a ferrule having a point or tip connected therewith by riveting or heading the neck of the same to a rim or flange at the lower end of the ferrule.

Figure 1 represents a perspective view of a ferrule embodying my invention. Fig. 2 represents a longitudinal section thereof. Fig. 3 represents a longitudinal section, the parts being separated and in the condition prior to connection.

Similar letters of reference indicate corresponding parts in the several figures.

Referring to the drawings, A designates a ferrule, and B designates the point or tip thereof, the former being constructed of sheet metal and the latter of steel, iron, or other cast or wrought metal.

The ferrule is primarily a tube open at both ends, the bottom receiving the point,

and the latter having at its upper end a neck C, at the base whereof is a shoulder D. The bottom of the tube has on its interior a flange or rim E, into which the neck is primarily inserted, said rim resting against the shoulder D. A washer F is placed upon the neck so as to come in contact with the inner face of the rim, and the top of the neck is riveted or headed so as to close upon the washer, as at a, whereby the point is firmly connected with the ferrule and producing a simple, inexpensive, and durable device for the purpose intended, the washer assisting to strengthen the connection of the neck with the rim as it rests upon said rim and is held immovable by the rivet or head of the neck and serves to stiffen the rim.

Having thus described my invention, what I claim as new, and desire to secure by Letters Patent, is—

In a ferrule, substantially as described, a washer interposed between the bottom rim of the ferrule and the riveted top of the neck of the point, as stated.

SAMUEL W. EVANS, JR.

Witnesses:

JOHN A. WIEDERSHEIM,
WM. C. WIEDERSHEIM.