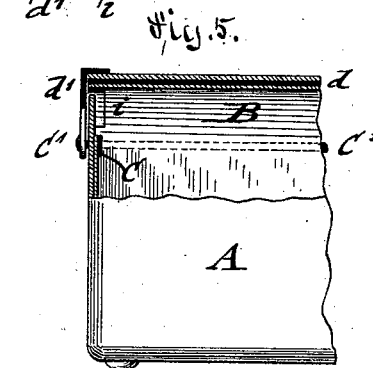
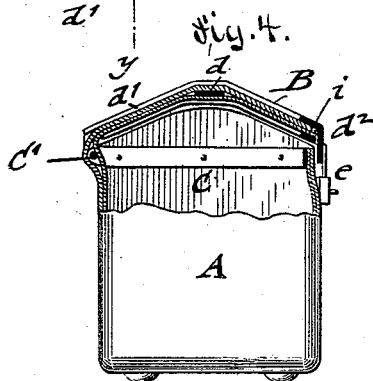
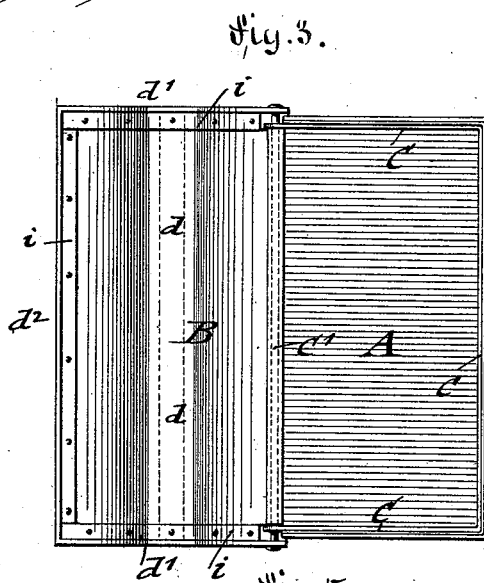
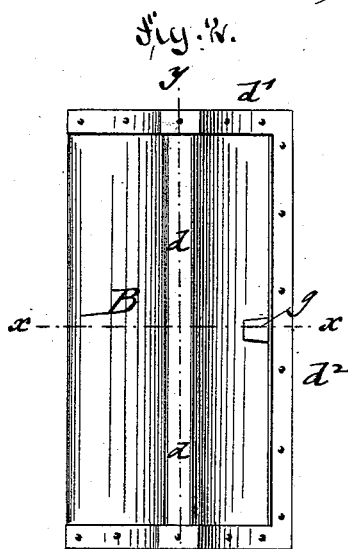
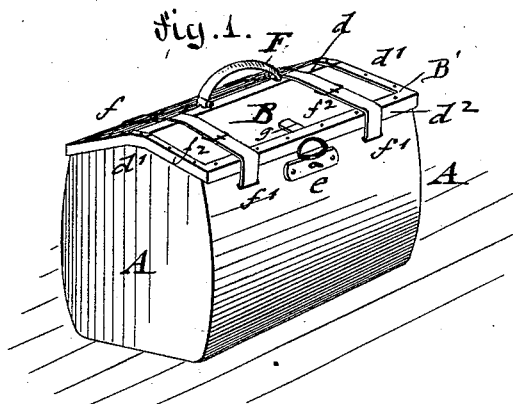


(No Model.)

O. ZIMMER.
SACHEL.

No. 423,464

Patented Mar. 18, 1890.



WITNESSES:

J. W. Rosenbaum.
W. Reinher.

INVENTOR

Otto Zimmer

BY

James P. Rogers
ATTORNEYS.

UNITED STATES PATENT OFFICE.

OTTO ZIMMER, OF NEWARK, NEW JERSEY, ASSIGNOR TO R. NEUMANN & CO., OF SAME PLACE.

SATCHEL.

SPECIFICATION forming part of Letters Patent No. 423,464, dated March 18, 1890.

Application filed June 21, 1889. Serial No. 315,045. (No model.)

To all whom it may concern:

Be it known that I, OTTO ZIMMER, a citizen of the United States, residing at Newark, in the county of Essex and State of New Jersey, have invented certain new and useful Improvements in Satchels, of which the following is a specification.

This invention relates to an improved satchel of that class in which a hinged cover is arranged in the nature of the lid of a trunk and secured to the satchel-body by means of straps and suitable locking devices, said satchel being adapted for carrying samples and other articles, as the body may be filled up close to the cover; and the invention consists of a satchel the body of which is stiffened at the upper edge by a U-shaped frame, to which the lid is hinged, said lid being provided with a longitudinal center bar, angular transverse end bars, and a longitudinal angular front bar. The angular end and front bars lap over the satchel-body, the rear wall of which is extended over the frame of the lid and attached by inlays to the under sides of the end and front bars.

In the accompanying drawings, Figure 1 represents a perspective view of my improved satchel. Fig. 2 is a top view of the satchel, in which the handle and fastening-straps are removed for showing the construction of the frame of the lid. Fig. 3 is a top view of the satchel, showing the lid open; and Figs. 4 and 5 are a vertical transverse section and a vertical longitudinal section, respectively, on lines *x x* and *y y*, Fig. 2.

Similar letters of reference indicate corresponding parts.

A in the drawings represents the body, and B the lid or cover, of my improved satchel. The body A is preferably made of oblong shape, and the bottom and end walls of the same are stiffened by means of pasteboard or other suitable material and provided with a suitable lining. The end walls of the body are preferably made in arched or angular shape at the upper edge, as shown in Fig. 4, which shape is also given to the cover B, so that the latter receives thereby an arched shape, which renders it more attractive and less box-like than when the end walls and

cover are made straight. The body A is re-enforced at its upper edge by an interior stiffening-frame C, of strap-iron, which is riveted to the side and front walls of the body. To the rear part of the stiffening-frame C is hinged the cover B, so that the same can be moved into open or closed position. The frame C is preferably made of a U-shaped strap, which is attached to the side and front walls of the body and connected by a pivot-rod C', which passes through eyes of the rear ends of the U-shaped strap C and eyes of the frame of the lid or cover C. The rear wall of the satchel-body A is extended over the frame of the lid or cover B, so as to form with said frame the top of the satchel. The frame B' of the lid is constructed of a central longitudinal bar *d* and angular end and front bars *d'* *d''*, said center bar, end bars, and front bar being made of sufficient strength to impart a rigid shape to the lid. The top extension of the satchel-body is passed over the central bar and riveted by means of inlays *i* to the under sides of the end and front bars, as shown clearly in Figs. 2 and 4. To the central bar *d* is attached the handle E in any approved manner. The lid B is retained on the body A by a locking device *e* at the front part of the same and by means of straps *f f'*, of which the straps *f'* are attached to the front wall of the body A, while the straps *f* are attached to the rear wall of the body A and connected by buckles *f''* with the front straps *f'*, so that the lid can be fastened by the straps to the satchel-body in addition to the locking device *e*, whereby the appearance of a small hand-trunk is given to the same. To the front part of the lid is further attached a small tab-piece *g*, which acts as a handle to facilitate the release of the lid from the locking device in opening the satchel.

Having thus described my invention, I claim as new and desire to secure by Letters Patent—

1. The combination of a satchel-body having a re-enforcing frame attached to the upper edge, with a lid or cover hinged to said re-enforcing frame and formed of a supporting-frame and of an extension of the rear wall of the satchel-body, substantially as set forth.