

O. L. NETTLETON & C. F. LEE.  
PIPE CLAMP.

No. 453,745.

Patented June 9, 1891.

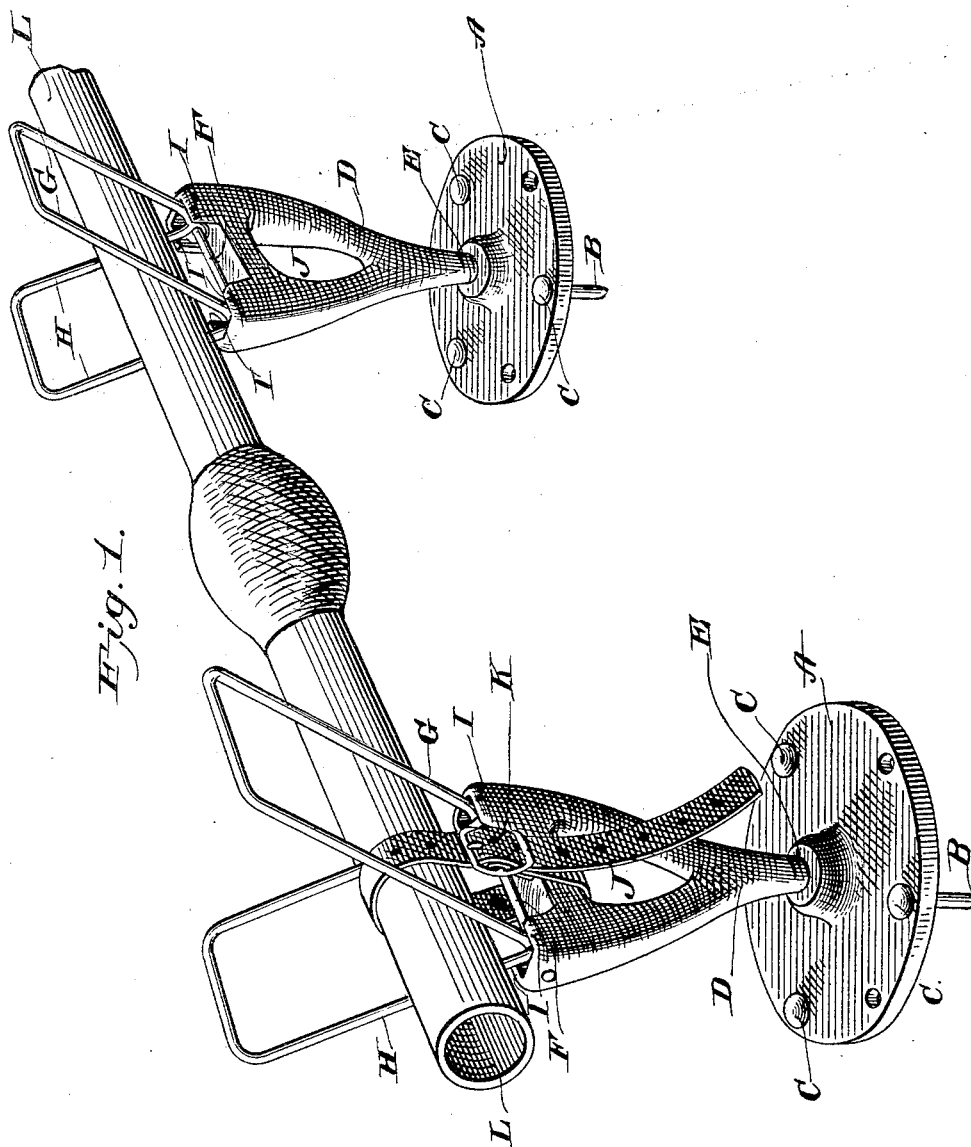


Fig. 1.

WITNESSES:

*J. S. Finch.*  
*O. C. Smith*

INVENTORS

*Orrin L. Nettleton*  
*Charles F. Lee*

BY

*H. W. Smith Jr.*

ATTORNEY

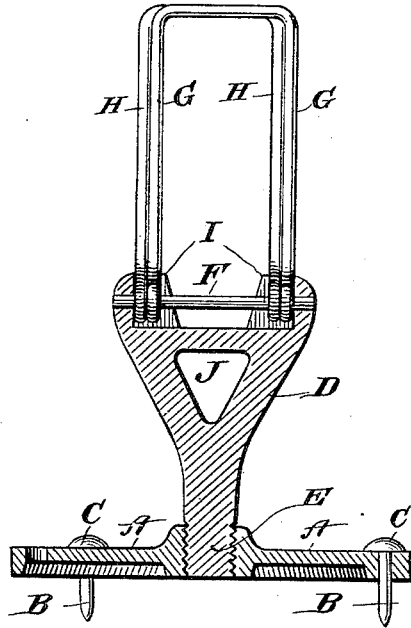
O. L. NETTLETON & C. F. LEE.

PIPE CLAMP.

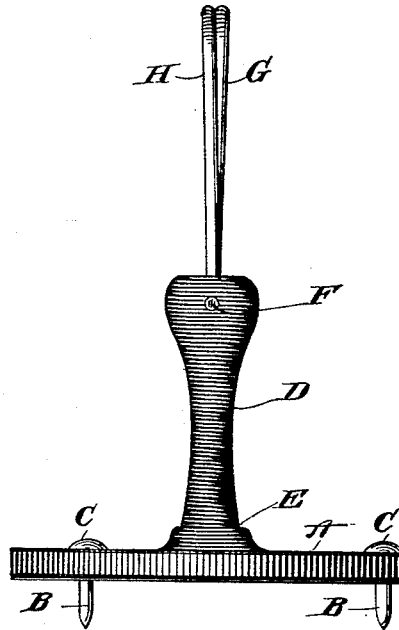
No. 453,745.

Patented June 9, 1891.

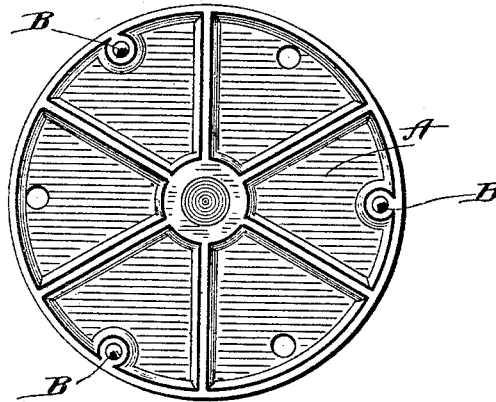
*Fig. 2.*



*Fig. 3.*



*Fig. 4.*



WITNESSES:

*J. F. Finch*  
*O. C. Smith*

INVENTORS  
*Orrin L. Nettleton*  
*Charles F. Lee*  
BY  
*H. W. Smith Jr.*  
ATTORNEY

# UNITED STATES PATENT OFFICE.

ORRIN L. NETTLETON, OF MILFORD, AND CHARLES F. LEE, OF BRIDGEPORT,  
CONNECTICUT.

## PIPE-CLAMP.

SPECIFICATION forming part of Letters Patent No. 453,745, dated June 9, 1891.

Application filed November 7, 1890. Serial No. 370,651. (No model.)

*To all whom it may concern:*

Be it known that we, ORRIN L. NETTLETON, a citizen of the United States, residing at Milford, in the county of New Haven, State of Connecticut, and CHARLES F. LEE, a citizen of the United States, residing at Bridgeport, in the county of Fairfield and State of Connecticut, have invented certain new and useful Improvements in Devices for Holding Wipe-Joints; and we do hereby declare the following to be a full, clear, and exact description of the invention, such as will enable others skilled in the art to which it appertains to make and use the same.

Our invention has reference to certain new and useful improvements in devices for holding pipe-sections during the making of what are termed "wiped joints," and has for its object to provide a simple and effective device of this character, which shall be readily carried in the usual plumber's "kit."

In the accompanying drawings, Figure 1 is a perspective showing the manner in which our invention is applied in practical use; Fig. 2, a sectional elevation of our improvement; Fig. 3, an end elevation of the same with the jaws folded together, and Fig. 4 a bottom view.

Similar letters denote like parts in the several figures of the drawings.

A is a base, from which depend points B, which are preferably of steel, and are set within the base in any ordinary manner. Nubs C, cast with the base directly over the points, serve as heads, whereby a hammer may be used to drive the points without danger of breaking the cast base A.

D is a standard, whose shank E is screwed within the base.

F is a pintle secured within the top of the standard, and G H are jaws pivoted around said pintle. Shoulders I on the standards serve as stops against which said jaws abut so as to normally be maintained at an angle to each other, as shown at Fig. 1.

J is an opening within the body of the standard, through which a strap K is passed around the pipe L and buckled, as shown at Fig. 1, to hold the pipe firmly.

The jaws shown are made from heavy wire with their ends curled around the pintle, and

the advantage of this construction will be apparent, since the structure is thereby lightened. The wires when folded constitute a bale, whereby the device may be carried when not in use in a plumber's kit, and there is nothing in the way of the manipulation of the binding-strap K. Since the jaws stand at an angle, a V rest is thereby afforded, which will of course accommodate any size of pipe.

Of course our invention also contemplates making these jaws from cast metal, in which instance the central portion would be left open for the accommodation of the binding-strap; but we prefer the wire, since it is lighter and stronger.

In Fig. 1 we have shown the manner of practicing our invention, and, as will be seen, two of our pipe-holders are used in making a wipe-joint, one for each pipe-section.

The points B are driven into a floor, a wall, or a ceiling, as the case may demand, and serve to hold the device in position.

We are aware that devices having holding-jaws by which the pipe is clamped have heretofore been patented; but in all such constructions, practical though they may be, there is an absence of that simplicity and cheapness which characterizes our invention. Where clamping-jaws are used, the latter must be adjusted to the pipe and then tightened by a set-screw or the like.

In our improvement the pipe of any size adapts itself to the jaws, and the larger the pipe the farther up between the jaws will it rest.

Having thus described our invention, what we claim as new, and desire to secure by Letters Patent, is—

1. A device for holding pipes in making wipe-joints, consisting of a pair of jaws normally at an incline to each other, and a strap for holding the pipe in position, substantially as set forth.

2. In a device for holding pipes in making wipe-joints, the combination of the base, the standard projecting therefrom and having the opening J, the jaws secured within said standard and arranged at an angle to each other, and the strap adapted to be passed through said opening and around the pipe,

whereby the latter is secured in position between the jaws, substantially as shown and described.

3. In a device of the character described,  
5 the combination of the base, the standard having a threaded shank screwed within said base and provided with the opening J, the jaws pivoted within said standard and normally maintained at an angle to each other,  
10 and the binding-strap passed through said opening and around the pipe, substantially as set forth.

4. The combination of the base, the standard projecting therefrom and having opening J and shoulders I, the pintle F within the

top of said standard, the jaws formed from wire, whose ends are curled around said pintle, whereby said jaws are adapted to fold together and whose sides abut against said shoulders, whereby said jaws form a V support for the pipe, and the binding-strap passed through said opening and around the pipe, substantially as shown and set forth. 20

In testimony whereof our affix we signatures in presence of two witnesses.

ORRIN L. NETTLETON.  
CHARLES F. LEE.

Witnesses:

F. W. SMITH, Jr.,  
J. S. FINCH.