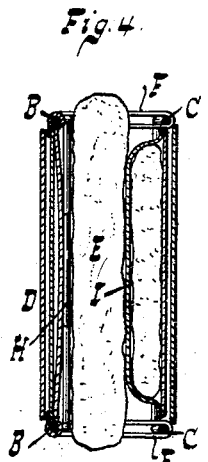
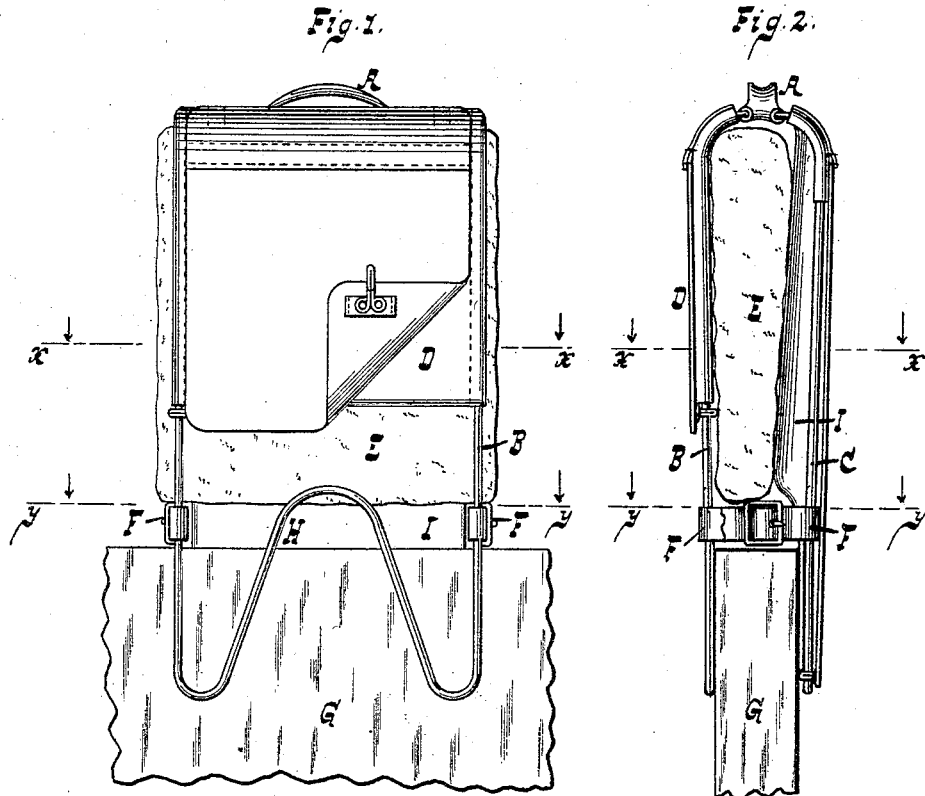


(No Model.)

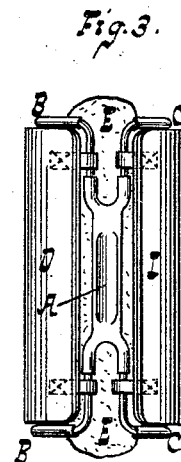
S. A. DARRACH.
COMBINED BAG AND HEAD REST.

No. 453,926.

Patented June 9, 1891.



WITNESSES:
William Miller
Edward Wolff.



INVENTOR:
Samuel A. Darrach.
BY Van Santvoord & Hauck
ATTORNEYS

UNITED STATES PATENT OFFICE.

SAMUEL A. DARRACH, OF NEWARK, NEW JERSEY.

COMBINED BAG AND HEAD-REST.

SPECIFICATION forming part of Letters Patent No. 453,926, dated June 9, 1891.

Application filed September 4, 1890. Serial No. 363,927. (No model.)

To all whom it may concern:

Be it known that I, SAMUEL A. DARRACH, a citizen of the United States, residing at Newark, in the county of Essex and State of New Jersey, have invented new and useful Improvements in a Combined Bag and Head-
Rest, of which the following is a specification.

This invention relates to a combined bag and head-rest; and the invention consists in the details of construction set forth in the following specification and claims and illustrated in the accompanying drawings, in which—

Figure 1 is a face view of a bag and head-rest containing my invention in position for use as a head-rest. Fig. 2 is a side elevation of Fig. 1. Fig. 3 is a plan view of Fig. 1. Fig. 4 is a section along line *x x*, Fig. 1. Fig. 5 is a section along line *y y*, Fig. 1.

In the drawings, the letter A indicates a handle, having two swinging frames or sections B C. One of the frames—as, for example, C—may be fixed to the handle and the other frame jointed to or swing on the handle; or, if desired, both frames may swing on the handle. To the frame or section B is secured a bag D, in which a traveler may carry various articles. An article such as a blanket or coat E can be placed between the sections B C and held in place by tightening the straps F, which draw the sections together. When in a car, the sections B C can be clamped by means of the straps F to a chair-back G, so that the device is out of the way, and also serves as a head-rest when desired. The sections B C are shown as made of wire, which, while strong, elastic, and durable, is yet so light that the device can be carried by the handle A without much exertion.

The sections B C are each shown as having an inward bend H, which bends enable the sections to obtain a firm grasp on the back G,

and said bends also serve to prevent the lower portion of the article E from bagging or bulging outward at the center.

In addition to the bag D the device may also be provided with a second bag I.

What I claim as new, and desire to secure by Letters Patent, is—

1. A combined bag and head-rest consisting of a handle A, provided with two attached pendent frames B and C, adapted to embrace a chair-back and to receive a blanket or other article between them, a bag secured to and supported by one of the frames, and a pair of adjustable straps F, connecting the two frames and serving to clamp them on the chair-back, substantially as described.

2. A combined bag and head-rest consisting of a handle A, provided with two attached pendent frames B and C, adapted to embrace a chair-back, and one of which is hinged to the handle, a bag secured to and supported by the hinged frame, and a pair of adjustable straps F, connecting the two frames and serving to clamp them on the chair-back, substantially as described.

3. The combination, with a handle A, of the frames B and C, connected with the handle, adapted to embrace a chair-back, and each having an inward bend H, which serves to more securely clamp the frames on the chair-back and to retain a blanket or other article between the frames, and straps F for clamping the frames on the chair-back, substantially as described.

In testimony whereof I have hereunto set my hand in the presence of two subscribing witnesses.

S. A. DARRACH.

Witnesses:

WM. C. HAUFF,

E. F. KASTENHUBER.