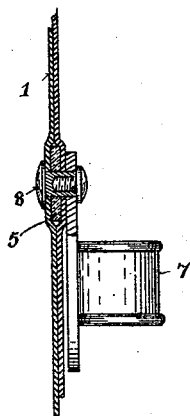
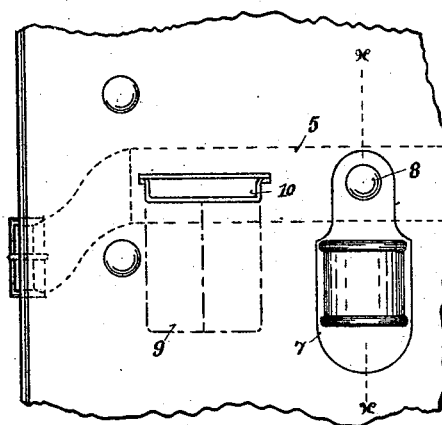
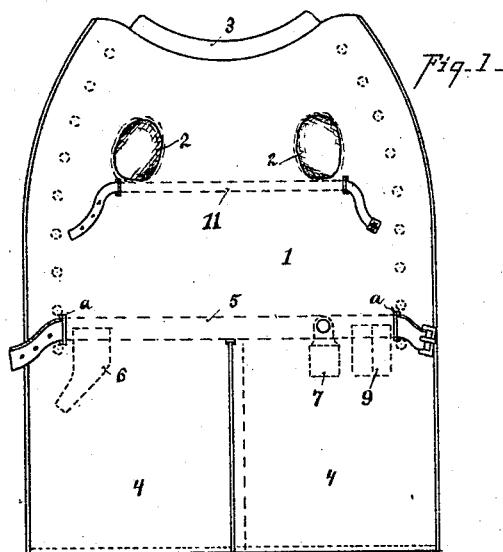


(No Model.)

E. ROBINSON.  
COAT.

No. 454,770.

Patented June 23, 1891.



Witnesses

*C. W. Miles*  
*T. Simmons*

Inventor

*Edgar Robinson*  
By his Attorneys *Wood & Boyd*

# UNITED STATES PATENT OFFICE.

EDGAR ROBINSON, OF CINCINNATI, OHIO.

## COAT.

SPECIFICATION forming part of Letters Patent No. 454,770, dated June 23, 1891.

Application filed May 12, 1891. Serial No. 392,430. (No model.)

*To all whom it may concern:*

Be it known that I, EDGAR ROBINSON, a citizen of the United States, and a resident of Cincinnati, in the county of Hamilton and State of Ohio, have invented certain new and useful Improvements in Coats, of which the following is a specification.

My invention relates to an improvement in coats designed to be worn by military men and police officers.

The object of my invention is first to provide a coat with means for suspending the accouterments of an officer without unduly straining the cloth of the coat and disturbing its fit.

Another object of my invention is to provide a secondary support which will assist the primary support when the top or lap portion of the coat is unbuttoned, all of which will be fully set forth in the description of the accompanying drawings, making a part of this specification, in which—

Figure 1 is an inside plan view of my improvement. Fig. 2 is an outside sectional elevation showing a part of the accouterments. Fig. 3 is a section on line *x x*, Fig. 2.

1 represents the body of the coat; 2, the armholes; 3, the collar, and 4 the skirt of the coat.

5 represents a belt secured in the waist portion above the skirt and between the lining and cloth of the coat, the ends of said belt projecting out through openings formed between the lining and cloth of the coat. It is secured in position by one or more lines of stitching *a*, preferably made at the mouth of the slit through which the ends of the belt pass, thereby securing the opening from tearing, as well as holding the belt in position.

6 represents a pistol-pocket. Said pocket is attached to the belt and suspended between the lining and cloth of the coat and is accessible from the outside through a pocket mouth or opening in the cloth of the coat.

7 represents a club-holder, which is secured through the belt preferably by the screw rivet or stud 8. This club-holder is of ordinary construction.

9 represents a duplex pocket secured to the belt and suspended between the lining and cloth and accessible through a pocket mouth

or opening in the cloth of the coat. The object of making the partition in this pocket is so that one compartment may be used to hold cartridges and the other keys.

10 represents a flap covering the mouth of the pocket 9. The pistol-pocket 6 may be provided with a similar flap, if desired. These accouterment-pockets being secured to the belt, which is secured beneath the coat around the wearer, securely holds these accouterments, relieving the shoulders from a part of the weight and transferring the same to the waist. At the same time it holds the coat in a neat position and prevents it sagging or drawing under the weight of the accouterments. This belt with secured accouterment-pockets prevents the cloth of the coat from undue wearing.

In Fig. 1 I have shown the close-buttoned coat which is sometimes worn more or less unbuttoned. In case the coat is to be worn unbuttoned I provide a second belt 11, passing around close under the armholes and secured between the lining and cloth, with the ends projecting through the lining and the said belt being stitched thereto. This secures a neat fit of the coat around the breast and back and prevents the strain from being transferred to the lower buttons in case the upper ones are unbuttoned. Another advantage of this mode of construction is that it enables a pistol to be carried in a convenient manner in the coat, so as to be easy of access. It will be seen that the pocket 6 is inclined to correspond to the shape of a pistol, and when the coat is unbuttoned the pistol will point downward and inward and render it safe to the wearer against accidental discharge, and holding it in an easy position whether sitting down, stooping over, or standing.

Having described my invention, what I claim is—

1. In combination with a coat, the belt 5, secured between the lining and the cloth of a coat, with the fastening ends projecting through, and a pistol-pocket 6, suspended from said belt and accessible through a pocket mouth or opening in a part of the coat, substantially as specified.

2. In combination with a coat, the belt 5, secured at the waist between the lining and

the cloth, with the fastening ends projecting through upon the inside of the coat, and the inclined pistol-pocket 6, secured to said belt with the mouth of the pocket upon the outside, substantially as specified.

3. In combination with a coat, the belt 5, attached to the coat at the waist between the lining and the cloth and provided with a pistol-pocket 6, arranged between the lining and the cloth, and a club-holder 7, arranged outside the coat and connected with the belt, substantially as described.

4. In combination with a coat, the belt 5, secured to the coat at the waist and between the lining and cloth of the coat, with one or

more accouterment-pockets secured to the coat and belt, substantially as specified.

5. In combination with a coat, the accouterment-belt 5, secured between the lining and cloth at the waist, with one or more accouterment-pockets secured thereto, and a secondary breast-belt 11, attached below the arm-holes and secured between the lining and the cloth of the coat, substantially as specified.

In testimony whereof I have hereunto set my hand.

EDGAR ROBINSON.

Witnesses:

T. SIMMONS,  
C. W. MILES.