

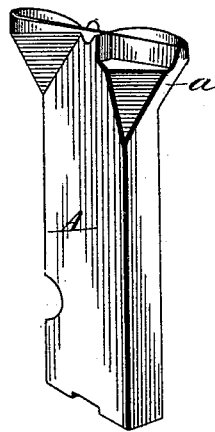
(No Model.)

B. GODWIN.  
PRINTER'S TYPE.


No. 454,862.

Patented June 30, 1891.

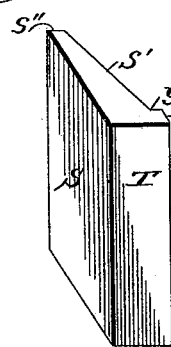
*Fig. 1.*



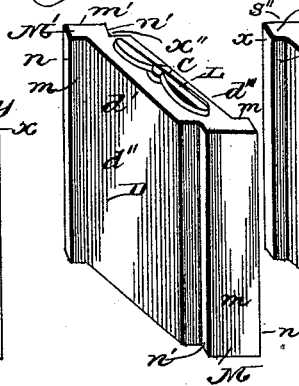
*Fig. 2.*



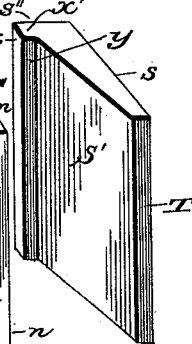
*Fig. 5.*



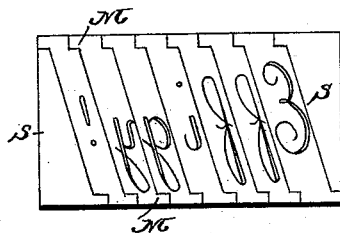
*Fig. 3.*



*Fig. 4.*



*Fig. 6.*



WITNESSES

*H. L. Curand.*  
*C. N. Stewart, Jr.*

INVENTOR

*Bryant Godwin.*  
*per Geo. M. Finckel,*  
*Assoc. Attorney*

# UNITED STATES PATENT OFFICE.

BRYANT GODWIN, OF NEW YORK, N. Y.

## PRINTER'S TYPE.

SPECIFICATION forming part of Letters Patent No. 454,862, dated June 30, 1891.

Application filed September 4, 1890. Serial No. 363,903. (No model.)

*To all whom it may concern:*

Be it known that I, BRYANT GODWIN, a citizen of the United States, residing at New York city, in the State of New York, have invented certain new and useful Improvements in Printers' Types; and I do declare the following to be a full, clear, and exact description of the invention, such as will enable others skilled in the art to which it appertains to make and use the same, reference being had to the accompanying drawings, and to the letters marked thereon, which form part of this specification.

My invention relates to printers' types, and has for its object the production of a type which shall support upon its shank without kerns the projecting lines of script and similar letters; and its novelty consists in the means employed to effect this purpose.

As is well known in the printer's art, in script and some other styles of letters part of the face of the letter overhangs the shank, being supported from the same by what is known as a "kern," as is illustrated in Figure 1, herein-after referred to. The disadvantage of using such types are numerous: the cost is greater, special machinery is needed for their manufacture, they require extra labor to finish them, and they are easily broken in use. A type without kerns and having a solid shank has long been needed for this class of letters, and the disadvantages spoken of have been attempted to be overcome by making the shanks of the entire body oblique; but when this is done the types slip past each other and become pied upon the application of lateral pressure, so that they cannot easily be lifted up and locked in a form.

The object of my invention is to overcome these difficulties, and I accomplish it, in brief, by supporting the letter without kerns upon a type-body having an oblique shank, the sides of which are substantially parallel to the line of symmetry of the letter, and the belly and back of which are provided with rectangular projections made integral with the oblique shank, and the sides of which are parallel with and at right angles to the line of print, whereby adjacent types are prevented from slipping.

In the drawings, Fig. 1 is a perspective view of a type made with a kern in the form

now commonly employed. Fig. 2 is a similar view of a space used therewith. Fig. 3 is a perspective view of one of my kernless types. Figs. 4 and 5 are similar views of accompanying spaces, and Fig. 6 is a top view of a word set up with my improved kernless types and spaces.

Referring to the drawings, A is the rectangular shank of a type having a kern *a*.

B is a space designed to accompany the same, and has a sloping side *b* to fit under the kern of the adjacent letter.

D is one of my kernless types, having a shank *d'*, the sides *d''* and *d'''* of which are substantially parallel to the axis of symmetry of the letter cast upon its face. The belly and back of the shank are each provided with the rectangular projections M and M', two surfaces of which *m* and *m'* are parallel to the line of print, and the other two surfaces of which *n* and *n'* are at right angles therewith, making, in effect, a combination of an oblique shank between two straight ones upon the same type-body. The projections M and M', like the usual rectangular types, offer a direct resistance to the pressure brought upon the line of type when it is picked up by the hand or locked in a chase, and the types are prevented from slipping.

S is a space designed to accompany my kernless type. One side of the shank *s* is at right angles to the line of print, and the belly T and back *s''* are parallel therewith. The other side of the shank is divided into three parts, one *s'* adapted to engage with the oblique portion of the shank of the type and substantially parallel to the line of symmetry of the letter cast on the type, and two others *x*, perpendicular to the line of print, and *y*, parallel to the line of print, thus forming a rectangular projection *x'*, adapted to engage with the rectangular recess *x* on the types.

I am aware that types have heretofore been devised with oblique bodies which would support the whole face of a script or similar letter without kerns, and that such oblique type-bodies have been provided with projections and indentions at or near the middle of the shank and adapted to interlock together, and that matrices have been made designed to produce type-bodies the sides of which were interrupted by re-entrant angles; but such types

will not serve the purposes and functions of my double-bodied types, and are not capable of being used with types having the ordinary rectangular bodies, as mine are by the use of the spaces described, which are adapted to be used with both kinds.

Having thus described my invention, what I claim as new is—

1. A type-body without kerns, having an oblique shank, the sides of which are substantially parallel with the axis of the latter upon its face, and the belly and back of which are provided with rectangular projections made integral with the said shank, and the sides of which are parallel with and at right angles to the line of print.

2. A printer's type the body of which consists of an oblique shank intermediate two rectangular shanks and supporting upon its compound face a script or similar letter without kerns.

3. A type-body without kerns, having an ob-

lique shank, the oblique sides of which are substantially parallel with the axis of the letter upon its face, and said sides being provided with a surface or surfaces perpendicular to the line of print, adapted to engage a corresponding surface or surfaces on other similar type-bodies, substantially as shown and described.

4. A type-space having one side of the body at right angles to the line of print, the belly and back parallel therewith, and the other side oblique, the said oblique side having a surface or surfaces perpendicular to the line of print, adapted to engage a corresponding surface or surfaces on oblique sides of other type-bodies, substantially as shown and described.

In testimony whereof I affix my signature in presence of two witnesses.

BRYANT GODWIN.

Witnesses:

JAS. P. DOWNS,

WM. RAIMOND BAIRD.