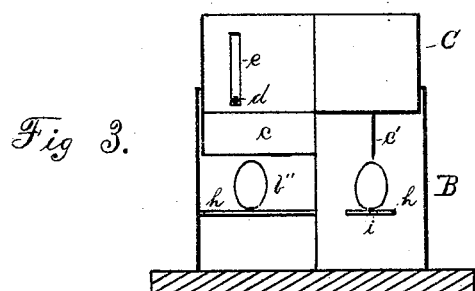
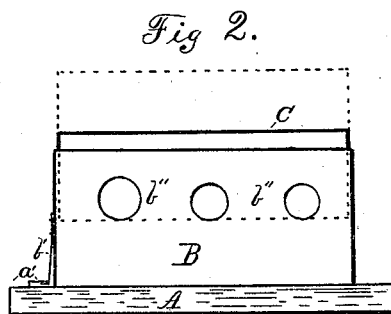
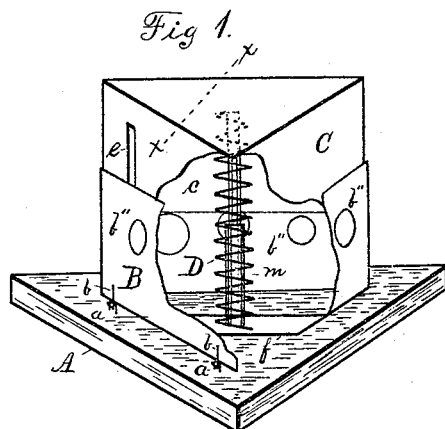


(No Model.)

A. F. VAN RHEEDEN.
CIGAR CUTTER AND PERFORATOR.

No. 454,934.

Patented June 30, 1891.



WITNESSES:

C. Norris
Otto Dowdswett.

INVENTOR

Albertus F. Van Rheden.
BY *Chas. D. Swett.*
ATTORNEY.

UNITED STATES PATENT OFFICE.

ALBERTUS F. VAN RHEEDEN, OF STRASBURG, ILLINOIS.

CIGAR CUTTER AND PERFORATOR.

SPECIFICATION forming part of Letters Patent No. 454,934, dated June 30, 1891.

Application filed January 7, 1891. Serial No. 377,049. (No model.)

To all whom it may concern:

Be it known that I, ALBERTUS F. VAN RHEEDEN, a citizen of the United States, residing at Strasburg, in the county of Shelby and State of Illinois, have invented certain new and useful Improvements in Cigar Cutters and Perforators; and I do declare the following to be a full, clear, and exact description of the invention, such as will enable others skilled in the art to which it appertains to make and use the same, reference being had to the accompanying drawings, and to the letters of reference marked thereon, which form a part of this specification.

My invention is a device for cutting off or puncturing the ends of cigars to prepare them for smoking. It furnishes means for removing the closed end of the cigar entirely, or of cross-perforating it with either a round, oval, or angular needle, as preferred.

The invention is fully illustrated in the accompanying drawings, in which—

Figure 1 is an elevation in perspective, a portion being broken away to expose the internal mechanism. Fig. 2 is a side view in operative position, and Fig. 3 is a detail of the interior on the line *xx* of Fig. 1.

The various parts of the invention are referred to by letters, similar letters denoting corresponding parts in the different views.

The letter A indicates the base of the invention, which is made of any preferred material and outline. The body B of the machine is detachably secured to the base on one side by the staples *a a* on the base and hooks *b b* on the body, and at the opposite angle by a spring-latch *b'*, engaging a catch *a'* on the base. I do not, however, limit myself to the use of these fastenings, as other well-known contrivances may be used.

B is the body or lower section of the machine. It is triangular, and is provided with one or more lateral openings *b'' b''* to receive the ends of the cigars.

C indicates the knife and needle bearing section, which conforms in shape to the body-section B, and is made to move vertically therein, being lifted by the spiral spring D and forced down by pressure on its top. The spring D is kept in position by the telescoping guide *m*, which passes through the spring, one end, as the cylinder, being fixed to a cross-bar *f* on the bottom of the body B, and the other end, as the plunger, being fastened to the top of section C. Guide-pins *d d* on

the body B project inwardly through vertical slits *e e* in the upper section, and serve not only to secure an even movement of the spring-section but to restrict that movement to the necessities of the case.

One side of section C is provided with a knife *c*, another side with round needles *c'*, and the remaining side with flat or angular perforators *c''*, the said knife and perforators being adjusted to cut or perforate the intruded cigar end on pressing down the movable section C.

I sometimes provide a support *h* for the end of the cigar, just beneath the knife or needle and at the lower edge of the hole *b'*. A small opening *i* is made in the support beneath the perforator for the passage of the needle through it.

I am aware that cigar cutters and perforators are in use having resilient knives and needles, and I do not broadly claim such as my invention.

What I do claim, and desire to secure by Letters Patent of the United States, is—

1. A cigar cutter and perforator having a triangular hollow body with vertical sides, cigar-openings, and guide-pins, and being detachably secured to a base, a triangular spring-supported hollow upper section adapted to move vertically in said body, vertical slots in said upper section to receive the guide-pins in the body, and a knife and needles attached to the sides of said upper section adapted to cut off or perforate the ends of cigars when said upper section is depressed, as herein described.

2. The herein-described cigar cutter and perforator, consisting in a suitable base A, having staples *a a* and catch *a'*, a triangular hollow body B with vertical sides, hooks *b b* thereon to engage the staples *a a*, and latch *f* to engage the catch *a'*, lateral openings *b' b'*, inner supports *h h*, and guide-pins *d d*, a triangular hollow upper section C, movable vertically in the body B, having vertical guide-slots *e e* for the pins *d d*, knife *c*, and needles *c' c''*, and a spring D, supporting the upper section C, for the purposes set forth.

In testimony whereof I affix my signature in presence of two witnesses.

A. F. VAN RHEEDEN.

Witnesses:

C. W. LULL,

JAS. W. MILLER.