

(No Model.)

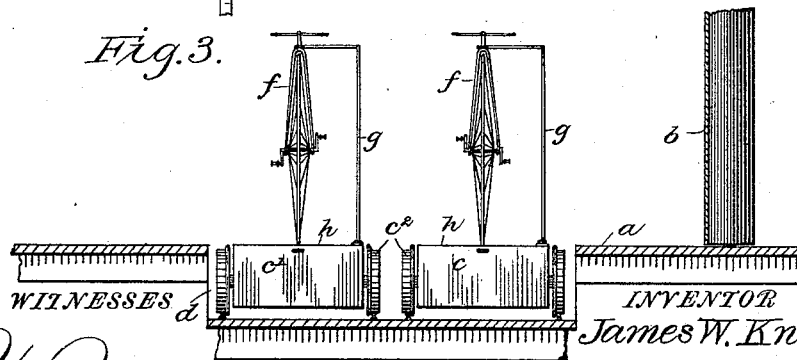
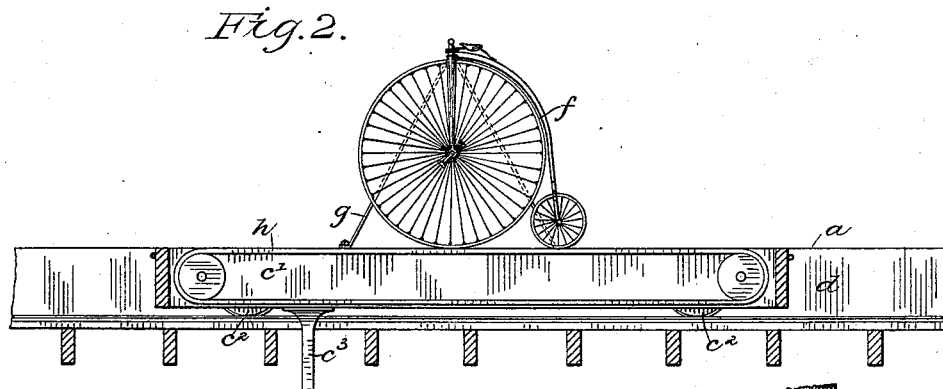
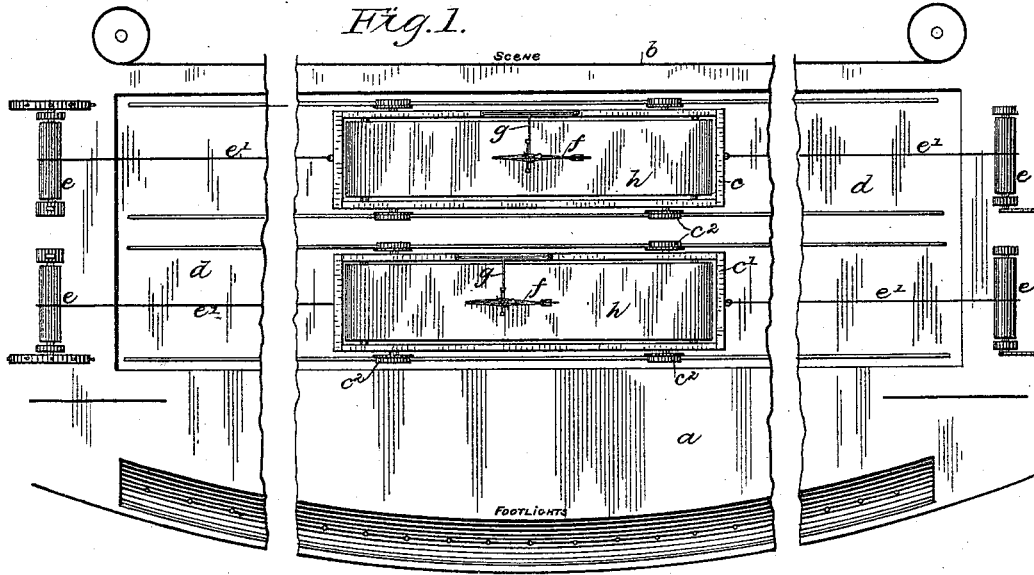
J. W. KNELL.

By judicial change of name now NELSON BURGESS.

APPARATUS FOR PRODUCING ILLUSORY DRAMATIC EFFECTS.

No. 455,288.

Patented June 30, 1891.



Witnesses
Wm. Messer.
B. H. Sommers.

INVENTOR
James W. Knell.
by Simonds & Burdett.
Attorneys.

UNITED STATES PATENT OFFICE.

JAMES W. KNELL, (BY JUDICIAL CHANGE OF NAME NOW NEILSON BURGESS,) OF HIGHLANDS, NEW JERSEY.

APPARATUS FOR PRODUCING ILLUSORY DRAMATIC EFFECTS.

SPECIFICATION forming part of Letters Patent No. 455,288, dated June 30, 1891.

Application filed March 28, 1890. Serial No. 345,759. (No model.)

To all whom it may concern:

Be it known that I, JAMES W. KNELL, of Highlands, in the county of Monmouth and State of New Jersey, have invented certain
5 new and useful Improvements in Apparatus for Producing Illusory Dramatic Effects, of which the following is a full, clear, and exact description, whereby any one skilled in the art can make and use the same.

10 My invention relates to the class of devices that are used on the stage of a theater for the purpose of aiding in producing the illusory effect of a race, the participants being usually men or other animals; and its object
15 is to particularly produce an apparatus by means of which the effect of a race between the riders of bicycles may be produced.

My invention consists in the combination of the stage, the setting, and the bicycle-sup-
20 porting device, and in details of the several parts and their combination, as more particularly hereinafter described, and pointed out in the claims.

Referring to the drawings, Figure 1 is a
25 plan view of a stage and the race apparatus. Fig. 2 is a view in section of the stage-floor and the bicycle-supporting carriage and in side elevation of the bicycle. Fig. 3 is a view
30 in cross-section of the stage-floor and in rear view of the carriages and bicycles.

In the accompanying drawings, the letter *a* denotes the stage; *b*, the background or scene arranged immediately back of the racing apparatus, and consisting, usually and preferably, of a panorama mounted and operated
35 in any usual and convenient manner. The carriages *c c'* are so arranged that they can be moved along the stage either on the floor or in channels or grooves *d*, forming sunken paths that enable the carriages to be the more
40 readily concealed from view from the front. The carriages consist of a frame or body part that may be arranged to slide along the stage on proper supports, or they may be each provided with wheels *c'*, that run on the stage-
45 floor or on special tracks. A rope, chain, or like flexible connection *e'* extends from the carriage to a windlass *e* or like device for moving the carriage back and forth along its
50 path. In case the carriage and the weight supported on it are sufficiently light, the rope

e' may be dispensed with and a downwardly-projecting arm *c'*, fast to the carriage, used to enable it to be readily moved from below the stage. The important point is that some
55 suitable means shall be provided for enabling the carriages to be moved at the proper time and in a suitable manner to produce the race effect.

A bicycle (and by this term I mean to include all of the class of like machines driven
60 by foot or hand power) *f* is supported on each of the carriages, a brace *g* affording a secure support to prevent it from upsetting or swaying sidewise, and the wheels are both in contact with an endless path *h*, that is mounted
65 on rollers at each end of the carriage and forms a species of belt or apron in the form shown in the drawings. It is not essential that the specific form of endless path illustrated should be used; but it must be one
70 that moves with the driving-wheel in such manner as to also impart a rotary motion to the other wheel or wheels of the bicycle or velocipede.

The race effect is produced by moving the
75 carriages along the stage with riders mounted on the bicycles and operating them as if in actual use along a highway or path, the movements of the carriages alternating in such
80 manner as to allow a change of relative position that will resemble a race.

I claim as my invention—

1. In combination with a stage, a background or scene, a movable carriage with
85 means, substantially as described, for operating it, and a bicycle operatively mounted on the carriage, all substantially as described.

2. In combination with a stage, a panoramic scene, a plural number of movable carriages
90 arranged in front of said scene, means for moving the said carriages along their respective paths, and a bicycle mounted on each carriage, with its driving-wheel in contact with a moving part that drives the other wheel also,
95 all substantially as described.

3. In combination with a stage, a groove or sunken pathway below the level of the stage, a carriage or like device arranged in said
100 groove, a bicycle operatively mounted on said carriage and with its wheels in contact with a moving part, and said moving part, that

communicates motion from one wheel to the other, all substantially as described.

4. In combination with a stage, a panoramic scene, a movable carriage, means for moving
5 the carriage along its path, an endless path borne on the carriage, and a bicycle supported on the carriage, with its wheels in operative

contact with the endless path, all substantially as described.

JAMES W. KNELL.

Witnesses:

DAVID TOWERS,
I. ROSENBERG.