

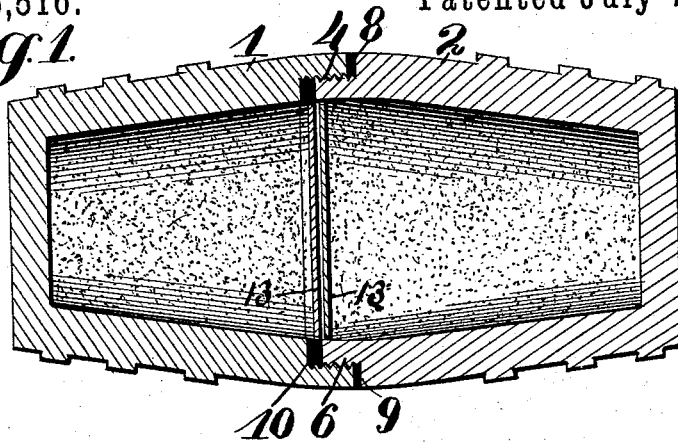
(No Model.)

J. B. PFEFFER, Jr. & G. H. KNITTEL.  
HERMETICALLY SEALED DUAL RECEPTACLE.

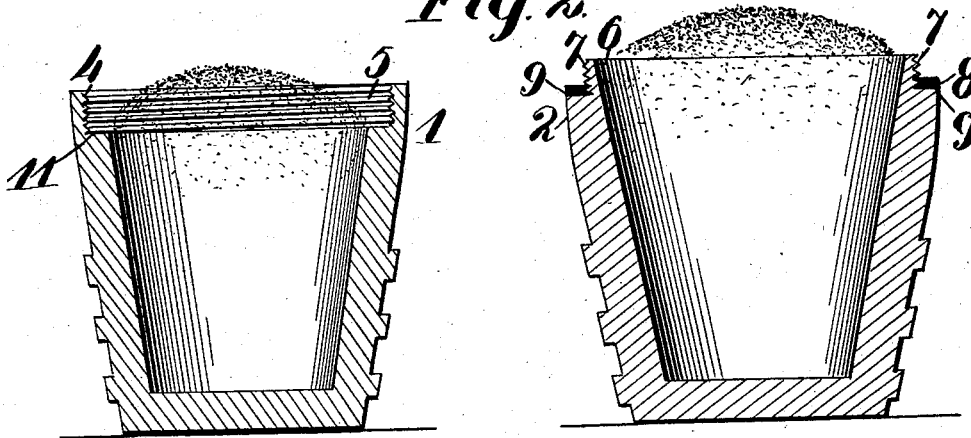
No. 455,516.

Patented July 7, 1891.

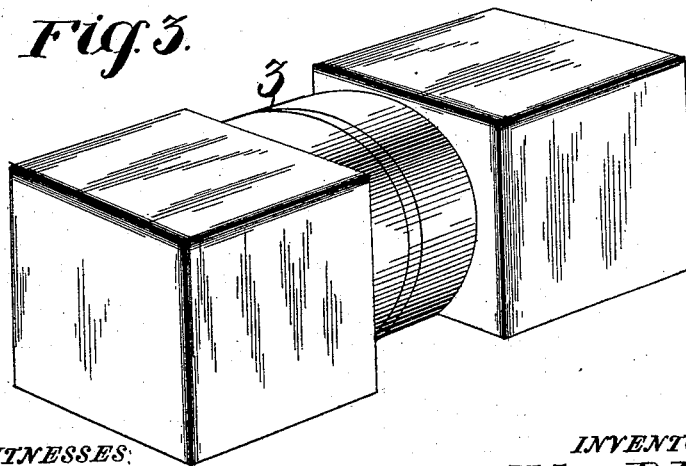
*Fig. 1.*



*Fig. 2.*



*Fig. 3.*



WITNESSES:

*L. B. Speller.*  
*E. C. Langman*

INVENTORS:

*John B. Pfeffer Jr.*  
*George H. Knittel.*  
*Attorneys*  
*Higdon & Higdon*

# UNITED STATES PATENT OFFICE.

JOHN B. PFEFFER, JR., AND GEORGE H. KNITTEL, OF ST. LOUIS, MISSOURI.

## HERMETICALLY-SEALED DUAL RECEPTACLE.

SPECIFICATION forming part of Letters Patent No. 455,516, dated July 7, 1891.

Application filed February 12, 1891. Serial No. 381,194. (No model.)

*To all whom it may concern:*

Be it known that we, JOHN B. PFEFFER, JR., and GEORGE H. KNITTEL, of the city of St. Louis and State of Missouri, have invented certain new and useful Improvements in Hermetically-Sealed Dual Receptacles, of which the following is a full, clear, and exact description, reference being had to the accompanying drawings, forming a part hereof.

Our invention relates to an improvement in hermetically-sealed dual receptacles for condiments, &c., and adapted for table and other uses; and it consists in the novel arrangement and combination of parts, as will be hereinafter more fully described, and designated in the claim.

In the drawings, Figure 1 is a longitudinal midway section of our complete invention. Fig. 2 is a similar section of the parts separated and in position for table use, and Fig. 3 is a perspective view of a modification in form.

Referring to the drawings, 1 and 2 indicate the two parts of the receptacle, which may be made of any suitable material, but preferably constructed, if desired, for table use of some transparent or translucent material, thereby giving the same the appearance of a finished table article. These parts are each preferably constructed of about the dimensions of an ordinary jelly-glass, so that they may when separated be used for various purposes, such as drinking-glasses, &c. These parts or vessels are essentially of impermeable material and are each formed of a single piece of material, having not only end walls which are imperforate, but side walls also devoid of any perforations, to the end that the package may be absolutely air-tight. They may, however, be turned out of wood or otherwise constructed of wood and provided with a decorative appearance, as shown in Fig. 1. In place of the bodies of said parts being made tapering and cylindrical, as shown in Figs. 1 and 2, they may be made square and provided with a cylindrical neck 3, as shown in Fig. 3. Part 1 is provided on its internal peripheral surface with a depression 4, which depression is provided with screw-threads 5.

Part 2 is provided with a flange 6, which flange is provided with external threads 7, and said flange is so constructed that it is adapted to be screwed within the threaded depression 4 of part 1.

8 indicates an annular packing-ring, which passes over flange 6 and rests normally on shoulder 9 of part 2, and 10 indicates a similar ring, which fits in depression 4 and normally rests on shoulder 11 of part 1. When parts 1 and 2 are screwed together, as hereinbefore stated, these packing-rings will effectively form a hermetically-sealed receptacle.

Referring to the modification shown in Fig. 3, the necks 3 are provided with depression-flange and screw-threads and shoulders similar to those shown on the parts in the other figures, and are likewise constructed for the same purpose, so that the two necks may engage each other, thereby forming a unitary receptacle.

The essential feature of our invention, as will be readily perceived, is a unitary receptacle formed by dual parts, and which parts may be used separately, and especially used as table articles for holding condiments, jellies, &c., and so said parts 1 and 2 are so constructed that they form, when united as specified, a perfect hermetically-sealed vessel.

13 13 indicate diaphragms of paper or disks of impermeable material placed between the substances contained in each part for preventing mixing of different materials, such as salt in one part and mustard in the opposite part. The substances in each part may be compressed by the act of filling them over full and then uniting the parts, Fig. 2.

What we claim is—

A dual receptacle consisting of two vessels, each of which is formed of a single integral piece of metal and has imperforate head and side walls, each engaging the other, packing seated between the abutting faces of the said vessels, and diaphragms seated in and closely fitting the adjacent ends of the said vessel-sections, whereby said separate sections may be used for holding different materials and when opened are suitably covered, substantially as described.

In testimony whereof we affix our signatures in presence of two witnesses.

JNO. B. PFEFFER, JR.  
GEORGE H. KNITTEL.

Witnesses:

C. K. JONES,  
C. M. KELLER.