

(No Model.)

I. F. STERLING.  
LAMP BURNER.

No. 455,584.

Patented July 7, 1891.

Fig. 1.

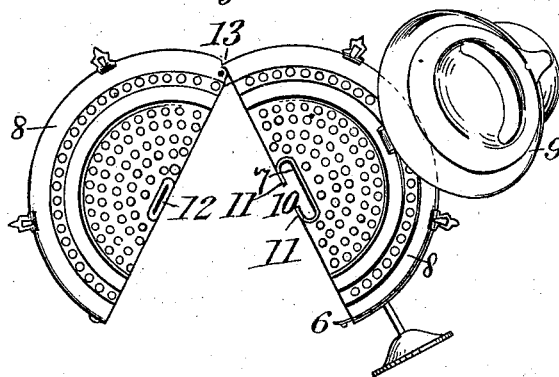


Fig. 2.

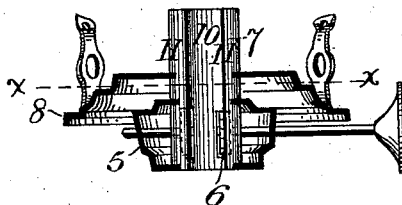
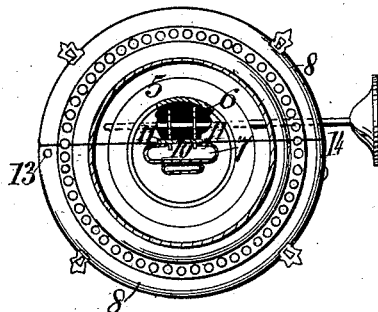


Fig. 3.



Witnesses.

*W. C. Hulyard*  
*P. E. Stevens*

Inventor.

*Isaac F. Sterling*

*By W. C. Stevens.*

his Attorney

# UNITED STATES PATENT OFFICE.

ISAAC F. STERLING, OF MARLIN, TEXAS.

## LAMP-BURNER.

SPECIFICATION forming part of Letters Patent No. 455,584, dated July 7, 1891.

Application filed December 13, 1890. Serial No. 374,647. (No model.)

*To all whom it may concern:*

Be it known that I, ISAAC F. STERLING, a citizen of the United States, residing at Marlin, in the county of Falls and State of Texas, have invented certain new and useful improvements in Lamp-Burners; and I do hereby declare the following to be a full, clear, and exact description of the invention, such as will enable others skilled in the art to which it appertains to make and use the same.

This invention relates to that portion of a lamp called the "burner," and its object is to provide means whereby the wick-tube may be parted longitudinally or vertically to permit the wick being laid in at its open side and means to keep the wick in place until the tube is closed upon it, and at the same time to avoid weakening the tube materially and to guard against leakage along the joint of the tube.

To this end my invention consists in the construction and combination of parts forming a "lamp-burner" hereinafter described and claimed, reference being had to the accompanying drawings, in which—

Figure 1 is a top view of a lamp-burner parted according to my invention, with the cap turned over to one side. Fig. 2 is an inner face view of one side of the same; and Fig. 3 is a horizontal section at line *x*, showing a modification thereof.

5 represents the body of the burner, in which the spur feed-wheel 6 is journaled, and vertically through which the wick-tube 7 is firmly secured.

8 is the base-plate on which the chimney is to be supported, and 9 is the common cap hinged to the base-plate and perforated to permit the blaze to rise from the wick.

I make the tube with an opening 10 at one vertical side, into which the wick may be inserted one edge at a time under the side edges or flanges 11 of the tube. The base-plate is parted across a little to one side of center to retain the body 7 of the tube in the larger portion and the cap to cover the said opening in the smaller portion. The said cap preferably consists of the usual vent-tube 12, which is enough wider than the opening to cover it and lap over the edges of the flanges 11 a little to prevent leakage; but the cap may be a plain strip of metal in case it should

be desirable to make the opening in that side of the tube which holds the feed-wheel 6. The base-plate is hinged at one edge 13 to swing open, and is provided with a spring-hasp 14 at the other edge, which holds the parts closed until the burner is screwed into the lamp-collar. Then the body is firmly held by the said collar. There would be the advantage in parting the tube on the side shown in Fig. 3 that the spur-wheel would be out of the way while inserting the wick and would naturally penetrate the wick easily on being closed; but I think this would be more than balanced by the cost of the extra cap-piece, and I prefer the style shown in the other figures. If the tube were parted centrally at its two edges, the uncovered seams thereat would be likely to leak, and the two portions of the tube without my side flanges would be very weak, and the fuzzy edges of the wick would be likely to be caught at either edge when closing the hinged joint, thus rendering it very difficult to make use of a tube so parted, and I do not elect a tube parted centrally as my invention.

I claim—

1. The combination, in a lamp-burner, of a base-plate and body parted across at one side of center and hinged at one edge of the plate, the tube having an opening in one vertical side with flanges forming a portion of that side at the edges of the opening and being secured to one portion of the said plate and body, and a cap secured to the other portion of the plate and body and adapted to cover the said opening and to lap a little upon the flanged edges thereof when closed, substantially as set forth.

2. The combination, in a lamp-burner, of a base-plate and body, each formed in two parts hinged at one edge of the former, a wick-tube having an opening in one vertical side and flanged edges extending thereto, and a cap consisting of a vent-tube adapted to cover the said opening, substantially as described.

In testimony whereof I affix my signature in presence of two witnesses.

ISAAC F. STERLING.

Witnesses:

J. T. BREWER,

J. M. KINARD.