

(No Model.)

2 Sheets—Sheet 1.

A. LANGE.  
SKIRT ELEVATOR.

No. 455,752.

Patented July 14, 1891.

FIG. 1.

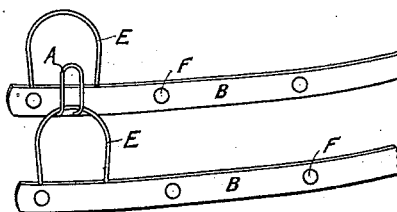


FIG. 2.

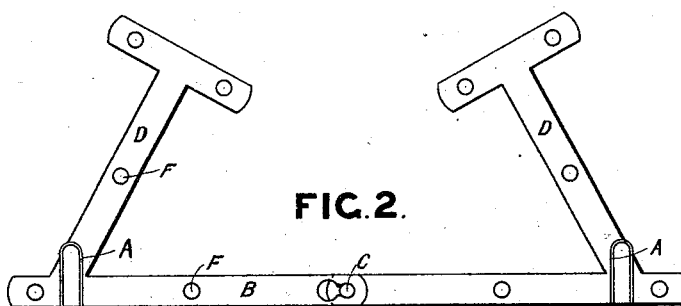


FIG. 3.

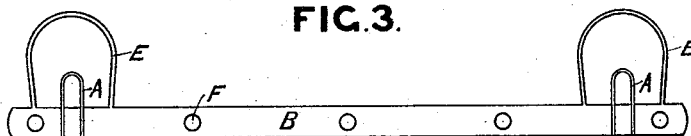
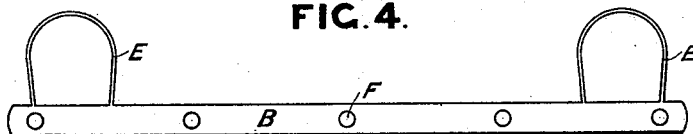


FIG. 4.



Witnesses:

*H. S. McArthur*  
*Alfred N. Gibson*

Inventor:  
*Annie Lange*

By *John Freeman*  
Attorneys.

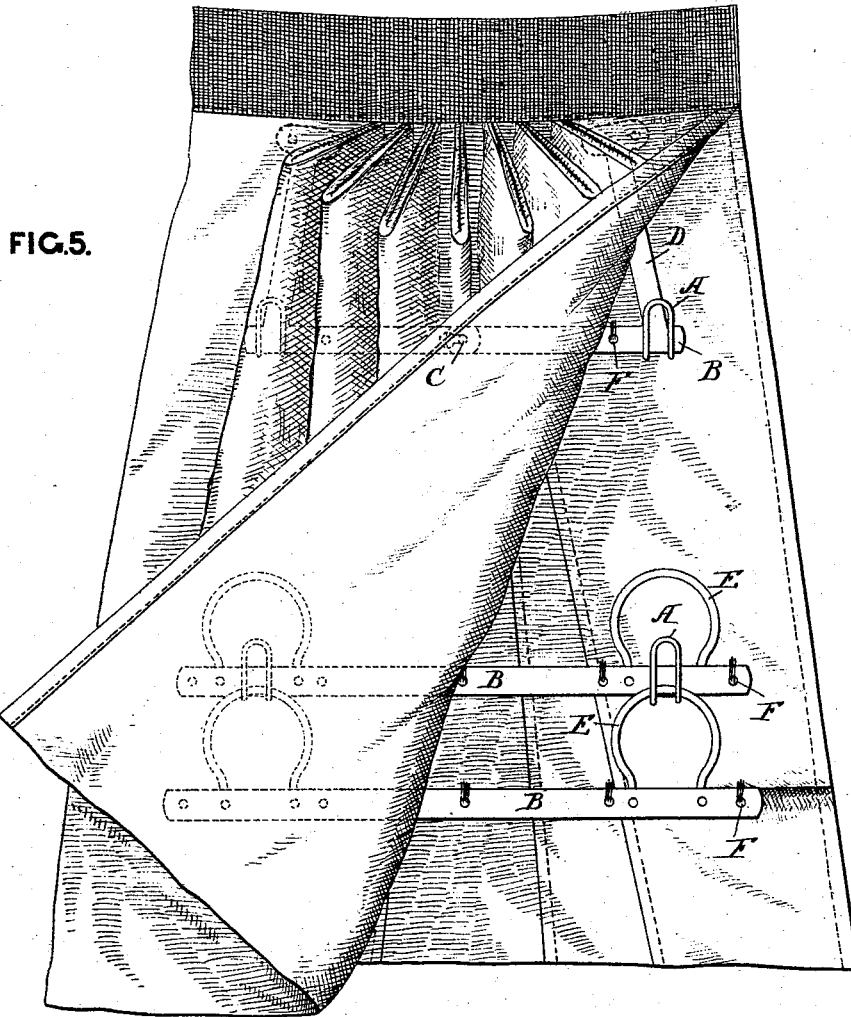
(No Model.)

2 Sheets—Sheet 2.

A. LANGE.  
SKIRT ELEVATOR.

No. 455,752.

Patented July 14, 1891.



WITNESSES

*Geo. G. Hinkel*  
*Alfred N. Dobson*

INVENTOR

*Annie Lange*  
*By Foster & Freeman*  
Attorneys

# UNITED STATES PATENT OFFICE.

ANNIE LANGE, OF LEICESTER, ENGLAND.

## SKIRT-ELEVATOR.

SPECIFICATION forming part of Letters Patent No. 455,752, dated July 14, 1891.

Application filed August 11, 1890. Serial No. 361,694. (No model.) Patented in England January 28, 1890, No. 1,477.

*To all whom it may concern:*

Be it known that I, ANNIE LANGE, a subject of the Queen of England, residing at Leicester, in England, have invented certain new and useful Improvements in or Relating to the Suspending of Ladies' Dresses and other Garments, (for which I have made application for Letters Patent in Great Britain, dated January 28, 1890, No. 1,477,) of which the following is a specification.

This invention has reference to the suspending of ladies' dresses and other garments and to means therefor, and is designed to enable a lady to temporarily or permanently shorten her garment at will, so as to decrease the liability of the lower part of the dress becoming disfigured in wet or dirty weather, and also to obviate the necessity for a lady to hold her dress up by hand, as is now necessary with garments of ordinary make.

According to this invention there is sewed or otherwise attached in a convenient position on preferably the upper part of the dress-skirt two or a series of hooks or equivalent fastenings connected together by a transverse strap or band of a suitable material, and attached to the lower part of the skirt there is a corresponding number of loops or suitable fastenings also fixed upon a transverse band and adapted to be supported on and by the hooks. From this it will be readily understood that when it is desired to raise the skirt from the lower part all that is necessary is to place the loops on the hooks and the skirt is thus raised a desired distance from the ground to prevent its contact with the dirt or wet and at the same time to retain the skirt at a convenient walking length.

The invention may be more clearly understood by reference to the accompanying drawings, illustrating the device or contrivance I employ for the purpose mentioned.

Figure 1 is a partial view showing the loops and hooks engaged. Fig. 2 is a plan view of a device adapted to be secured near the upper part of the back of the dress-skirt. Fig. 3 is a similar view of one of the strips or plates provided with two sets of loops. Fig. 4 is a similar view of a bottom strip or plate. Fig. 5 is a view illustrating the device applied to a dress-skirt.

Fig. 2 represents a device which is secured

in a convenient position near the upper part of the back of the dress-skirt by stitching through the holes F. The T-shaped plates or straps D are inclined at an angle, as shown, so that the cross-pieces may be secured to the back of the waist of the skirt, the lower ends of the plates D being secured to or formed integrally with a horizontal plate, strap, or equivalent B, jointed or movably pivoted at C to permit of any deviation from the straight line on account of the cross-pieces of the plate D being fixed at the angle, as shown, and to conform to the various movements of the dress during wear. The said plate B is also detachable at C, so as to be adapted for use with dresses which open at the back instead of at the side and for other needful purposes, and is provided with hooks A, upon which the loops E of Fig. 3 may be hung, as hereinafter described.

The device shown in Fig. 3 is fixed on the dress-skirt a convenient distance below that shown in Fig. 2 by stitching through the holes F. It is provided with loops E near the outer ends of the strap or plate B for hanging on the hooks A, Fig. 1, when it is desired to shorten the dress-skirt. It is also furnished with hooks A, upon which the loops E of the device shown in Fig. 4 may be placed.

The device shown in Fig. 4, consisting of the strap or plate B and loops E, is secured near the lower end of the dress-skirt.

It will be understood that the before-mentioned devices are secured in position between preferably the dress-skirt and the lining of the dress, and that all that is necessary to shorten the skirt is to place the loops E, Fig. 4, upon the hooks A in Fig. 3, or the loops in Fig. 3 on the hooks in Fig. 2.

Fig. 1 shows the loops and hooks of Figs. 3 and 4, respectively, engaged as when the skirt is shortened.

The distance the devices Figs. 2, 3, and 4 are to be fixed from each other may be determined according to the maximum and minimum distances the dress-skirt is to be shortened. A convenient method is to make the distance between the parts shown in Figs. 3 and 4, when fixed on a dress-skirt, equivalent to the minimum extent the skirt is to be shortened, and the distance between those shown in Figs. 2 and 3 equivalent to the maximum

distance the skirt is to be shortened. When it is desired to shorten the dress, it can readily be done when being worn by the wearer engaging the loops and hooks, as before mentioned, and as illustrated in Figs. 1 and 5. The transverse bands or supporters B serve to keep the hooks or loops the desired distance apart to preserve the symmetry of the dress. As shown, each band is connected to the dress at a number of points and the vertical folds are thus kept in proper arrangement while the weight of the skirt is evenly distributed along the waistband. Without the bands the strain upon each hook would be exerted upon the dress at a single point and cause it to stretch and permanently lose its shape.

I claim—

1. In a dress-supporter, the combination, with a skirt, of two or more transverse bands attached thereto substantially parallel with the waistband and each provided with suitable fastening devices for connecting said

bands together, the fastenings on each band being constructed to interlock with the fastenings of the adjacent bands, substantially as described.

2. In a skirt-supporter, a band constructed for attachment to a skirt and provided with fastening devices for supporting the lower part of the dress, and inclined upwardly-extending arms D D, substantially as described.

3. The combination of a skirt with transverse bands attached thereto parallel with the skirt-band, said bands being provided with hooks and eyes, whereby each band may be connected to or detached from the adjacent band, substantially as described.

In testimony whereof I have hereunto set my hand in the presence of the two subscribing witnesses.

ANNIE LANGE.

Witnesses:

G. H. LANGE,  
T. S. SHONLER.