

(No Model.)

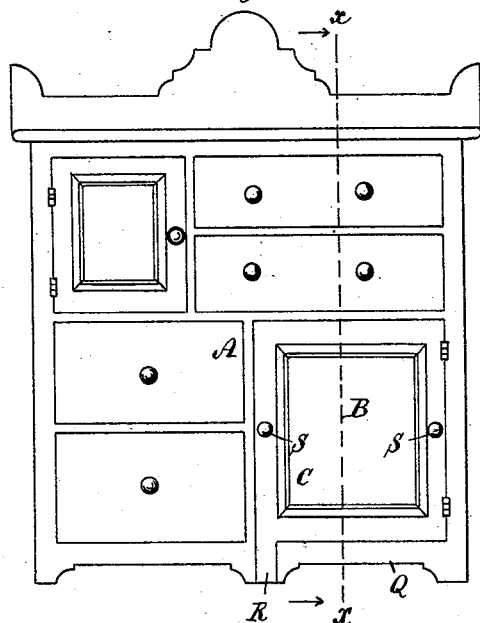
2 Sheets—Sheet 1.

W. H. MERRITT & J. F. TAYLOR.  
COMBINED BUREAU AND COMMODE.

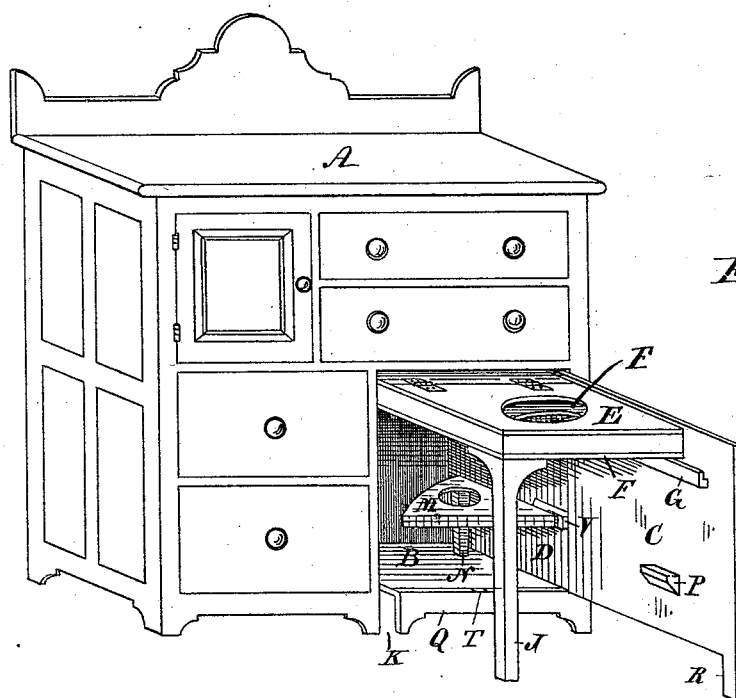
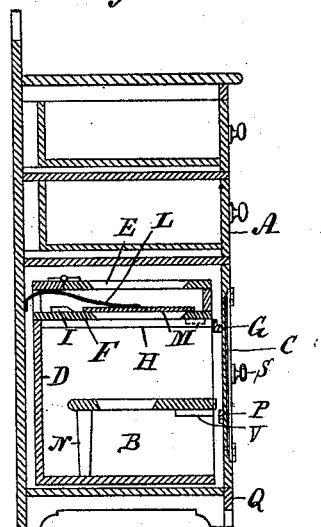
No. 455,883.

Patented July 14, 1891.

*Fig. 1.*



*Fig. 2.*



*Fig. 3.*

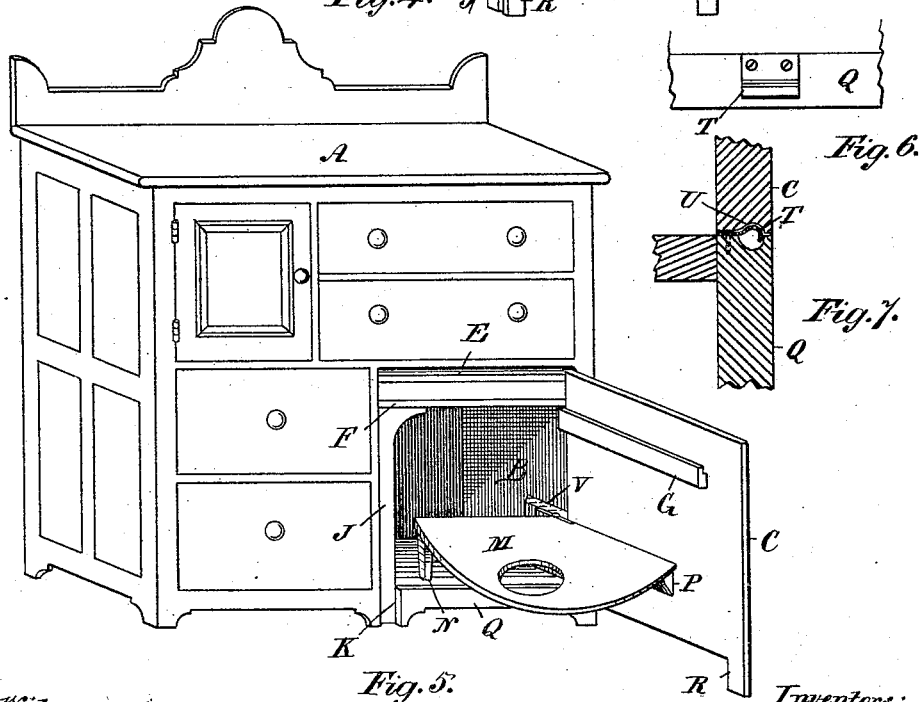
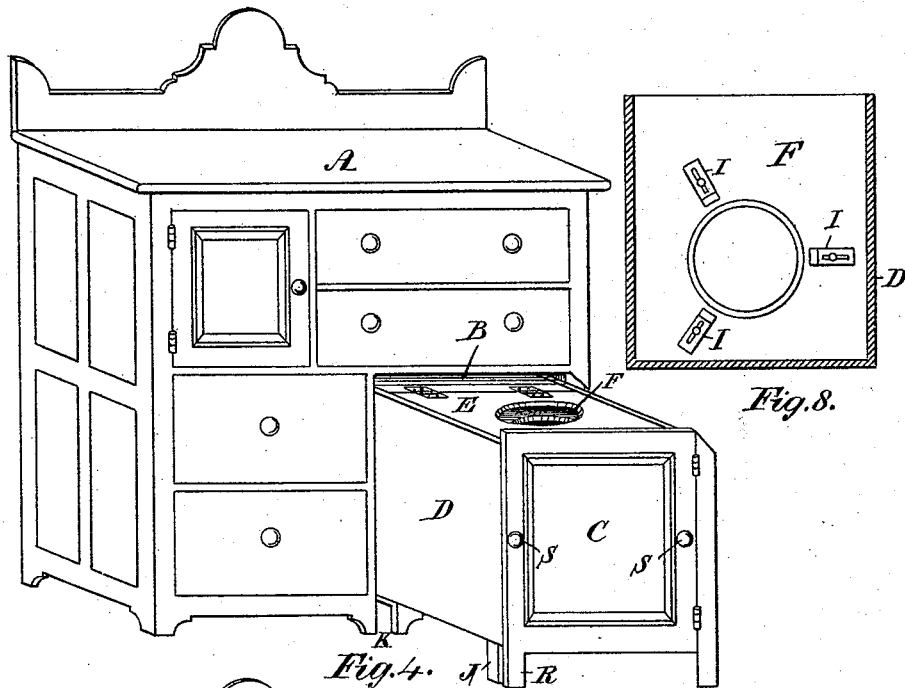
Witnesses:  
John Griot  
Attorney.

Inventors  
W. H. Merritt  
J. F. Taylor.  
By Henry Griot  
Attorney.

W. H. MERRITT & J. F. TAYLOR.  
COMBINED BUREAU AND COMMODE.

No. 455,883.

Patented July 14, 1891.



Witnesses:  
John Crist  
St. St. Morrey.

Inventors:  
William H. Merritt  
John F. Taylor  
By Henry Crist  
Attorney.

# UNITED STATES PATENT OFFICE.

WILLIAM HAMILTON MERRITT AND JOHN FENTON TAYLOR, OF BRANDON,  
CANADA.

## COMBINED BUREAU AND COMMODO.

SPECIFICATION forming part of Letters Patent No. 455,883, dated July 14, 1891.

Application filed March 4, 1891. Serial No. 383,802. (No model.)

*To all whom it may concern:*

Be it known that we, WILLIAM HAMILTON MERRITT and JOHN FENTON TAYLOR, both of Brandon, in the Province of Manitoba, in the Dominion of Canada, have jointly invented certain new and useful Improvements in a Combined Bureau and Commode; and we do hereby declare that the following is a full, clear, and exact description of the same, reference being had to the accompanying drawings, in which—

Figure 1 is a front elevation of our combined bureau and commode. Fig. 2 is a section of the same on line X X, Fig. 1. Fig. 3 is a perspective view of the bureau and commode, showing the top of the commode extended for use. Fig. 4 is a like view showing the commode extended bodily, if preferred. Fig. 5 is a like view showing the smaller commode extended as in use. Fig. 6 is a detail top view of a spring-frictional catch attached to base to fasten door of commode. Fig. 7 is a sectional view of the catch, showing the door fastened; and Fig. 8 is a plan of the utensil-floor, showing cleats to hold the utensil in place.

Our invention has for its object to combine with a bureau a movable portion for use as a commode, said bureau having a door which when shut harmonizes with the front and when open partially serves to support the commode, which is adapted for adults and children, said commode having two movable seats.

Our invention consists in the combination of a bureau and a commode, said commode fitting into a compartment in the bureau and adapted to be drawn out for use, and constructed with a sliding seat and a hinged seat to swing outwardly and be partially supported by a door when open, as hereinafter set forth.

A is the bureau, provided with drawers or compartments to suit the requirements of the service.

B is a compartment open at the front of the bureau at one of the lower front corners.

D is the commode, consisting of a drawer fitting into said compartment B, and said drawer has an open front provided with a vertically-hinged door C, which harmonizes with the front of the bureau, and said com-

mode or drawer has a seat E at top and below the seat a perforated floor F to support the utensil, and said seat and floor are secured to side and front pieces, the seat having a hinged portion or flap to allow of placement and removal of the utensil. The seat and floor constitute a movable top to the commode, and said top rests on bearing-strips H, secured to opposite sides of the drawer, and when the door C is open said top is pulled outwardly on said strips for use.

J is a leg attached to the commode-top to partially support it at the extended position, and the lower end of said leg is received by a notch K in the front of the bureau and drawer, and said leg bears on the floor of the apartment.

The door C has a cleat G secured to the inside, which cleat, together with the leg, supports the commode-top when at the extended position. The meeting faces of said cleats and top are rabbeted or beveled in opposite directions to engage and hold the door steadily when the top is in use.

I are slotted cleats secured to floor F by screws entering the floor through the slots, said cleats sliding endwise against the commode utensil to keep it tight in place, and also to accommodate utensils differing slightly in size.

L is a flat curved or inclined spring-arm attached at one end to the back of the bureau, the free end carrying a cover M', which is depressed on the utensil by the seat of the commode forcing the spring-arm downwardly when the commode-drawer is slid into the compartment, the top E of the commode then frictionally pressing against the inclined or curved portion of the spring-arm L, causing the spring-arm to yield and press the cover M' on the top of the utensil to prevent escape of odor, and when the commode-drawer is again pulled out the spring-arm at the free end gradually rises and lifts the cover clear of the cleats I, and the utensil is drawn away from the cover by the movement of the commode-drawer outwardly. The back of the drawer D is cut away to permit the spring to project into the drawer between the floor and the seat.

Below the seat E is a triangular commode-

seat M for children, and said seat M is hinged at one corner to a bracket V, secured to the side of the drawer D.

5 The seat M is provided with a leg N near the inner corner, and the other corner rests on a bracket P, secured to the inside of door C, when the door is opened to nearly right angles and the seat swung out.

10 The bottom of the door C is partly cut away horizontally at the bottom to pass over the fixed base Q of the bureau, the remaining portion forming a leg R, and said base Q is partly cut away to receive said leg flush with the front of the bureau, and said base is 15 provided with a metallic friction-cushion or spring T, consisting of a plate bent to have a raised semi-tubular edge, whereby said edge will stand higher than the other portion of the cushion, which is secured in a recess 20 formed in the base. The portion of the door C in frictional contact with said cushion is provided with an indentation U, which engages said cushion, whereby the friction of the door against the cushion will be greater 25 than the friction of the drawer D in its compartment, so that by pulling steadily on the handles or knobs S, attached to the outside of the door, the drawer will be drawn out to a sufficient extent, as shown in Fig. 4, to allow 30 of the use of the commode, and then, if desired, the door may be opened by sharply jerking the handles or knobs to allow of extension of the child's commode-seat.

35 If desired, the commode-top may be extended for use without pulling out the drawer D by sliding said top outwardly, as before described, and shown in Fig. 3.

We claim as our invention—

1. A bureau A, having an open-front compartment B, and a drawer D, sliding therein 40 and provided with a vertically-hinged door C, said drawer having a commode-top consisting of a seat E and floor F, sliding extensibly from said drawer and provided with a supporting-leg J, said door provided with a cleat K and 45 supporting said commode-top when extended, as set forth.

2. A bureau having a sliding commode-drawer D, provided with a door C and having a commode-top E F sliding extensibly, 50 said top provided with a leg J and a triangular commode-seat M, hinged at one corner to a bracket secured to the drawer and leg N at the inner corner, and the other corner, when the seat is swung out, bearing on a bracket 55 attached to the door, whereby the door supports the seat conjointly with the leg, as set forth.

3. A bureau A, having an attached spring-arm L, carrying at its free end a cover M', in 60 combination with a sliding commode-drawer D, having a perforated seat E and below the same a perforated floor F, supporting the utensil, whereby said seat E frictionally engages the spring-arm and depresses said cover 65 when the drawer is pushed into the bureau, as and for the purpose set forth.

WILLIAM HAMILTON MERRITT.  
JOHN FENTON TAYLOR.

Witnesses:

A. E. PHILP,  
LIZZIE ROBERTSON.